



**2019**

**ANNUAL REPORT**



## ALLEGAN COUNTY ROAD COMMISSION

September 29, 2020

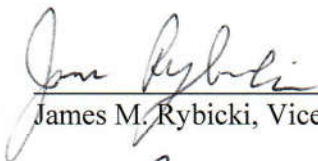
Honorable Board of County Commissioners  
Of Allegan County  
County Building  
Allegan, Michigan 49010

In compliance with the statutes relative thereto, the Board of County Road Commissioners herewith submits its ANNUAL REPORT for the year ending December 31, 2019.

Very truly yours,

BOARD OF COUNTY ROAD COMMISSIONERS

  
\_\_\_\_\_  
John G. Kleinheksel, Chairman

  
\_\_\_\_\_  
James M. Rybicki, Vice-Chair

  
\_\_\_\_\_  
Larry W. Brown, Commissioner

# **A N N U A L R E P O R T**

**OF THE**

**BOARD OF COUNTY ROAD COMMISSIONERS**

**OF**

**ALLEGAN COUNTY, MICHIGAN**

**TO THE**

**BOARD OF COUNTY COMMISSIONERS**

**ALLEGAN COUNTY, MICHIGAN**

**FOR THE CALENDAR YEAR**

**2019**

## **BOARD OF COMMISSIONERS**

John Kleinheksel, Chairman

James Rybicki, Vice-Chairman

Larry Brown, Commissioner

## **STAFF**

Craig Atwood, Managing Director

Jason Edwards, County Highway Engineer

Sheryl Parrish, Finance Director

Phil Kernodle, Maintenance Superintendent

Walter Jansen, Equipment Superintendent

John Sharpe, Traffic and Safety Superintendent

TABLE OF CONTENTS

Balance Sheet . . . . .	1
Capital Asset Account Group . . . . .	2
Statement of Revenues . . . . .	3
Statement of Expenditures . . . . .	5
Statement of Changes in Fund Balance . . . . .	6
Equipment Expense . . . . .	7
Distributive Expense - Fringe Benefits . . . . .	8
Distributive Expense - Overhead . . . . .	9
Schedule of Capital Outlay . . . . .	10
Distribution of Gain or Loss on Disposal of Assets . . . . .	10
Preservation Expenditures - 90% of MTF . . . . .	11
Ten Years Qualified Expenditures - Non-Motorized Improvements . . . . .	12
Indirect Equipment and Storage Expense . . . . .	13
Administrative Expense Schedule . . . . .	14
Construction/Capacity Improvements/Structural Improvements . . . . .	15
Schedule of Township Mileage and Population . . . . .	16
Schedule of Township Expenditures and Contributions . . . . .	17
Analysis of Fringe Benefits . . . . .	18
Analysis of Maintenance Expenditures . . . . .	19
Capital Outlay . . . . .	20
Township Contributions . . . . .	21
Report of Progress . . . . .	22
Primary Road System - Construction/Capacity Improvements/Structural Improvements (Detailed Description) . . . . .	23
Local Road System - Construction/Capacity Improvements/Structural Improvements and Special Maintenance (Detailed Description) . . . . .	25
Bridge Replacement Program . . . . .	31
Certified Road Mileage & Number of Bridges . . . . .	32
Charts and Graphs . . . . .	33

Allegan

Year Ended - 2019

Start: 01/01/2019 End: 12/31/2019

BALANCE SHEET

Assets

**General Operating Fund**

1. Cash	\$616,644.20
2. Investments	6,174,903.58
3. Accounts Receivable:	
a. Michigan Transportation Fund	2,479,172.44
b. State Trunkline Maintenance	0.00
c. State Transportation Department - Other	0.00
d. Due on County Road Agreement	3,468,373.71
e. Due on Special Assesment	0.00
f. Sundry Accounts Receivable	3,476,759.07

**Inventories/Pre-Paid Insurance/Other**

4. Deferred Expense State Aid	0.00
5. Road Materials	823,698.53
6. Equipment Materials and Parts	754,761.66
7. Prepaid Insurance	176,661.84
8. Deferred Expense - Federal Aid	0.00
9. Other	0.00

**10. TOTAL ASSETS**

**\$17,970,975.03**

**Liabilities and Fund Balances**

**Liabilities**

11. Accounts Payable	\$168,942.04
12. Notes Payable (Short Term)	0.00
13. Accrued Liability	306,610.76
14. Advances	0.00
15. Deferred Revenue - Special Assessment District	0.00
16. Deferred Revenue - EDF Forest Rd.(E)	0.00
17. Deferred Revenue	3,786,432.00
18. Other	0.00

**Fund Balances**

19. Primary Road Fund	6,518,502.88
20. Local Road Fund	5,279,536.81
21. County Road Commission Fund	1,910,950.54
<b>22. Total Fund Balances</b>	<b>13,708,990.23</b>

**23. TOTAL LIABILITIES AND FUND BALANCES**

**\$17,970,975.03**

**Allegan**

**Year Ended - 2019**

**Start: 01/01/2019 End: 12/31/2019**

**CAPITAL ASSETS ACCOUNT GROUP**

<u>Assets</u>	<b>(A)</b>	<b>(B)</b>
24. Land	\$0.00	\$0.00
25. Land Improvements	\$155,034.91	0.00
25 a.Less: Accumulated Depreciation	0.00	155,034.91
26. Depletable Assets	0.00	0.00
26 a.Less: Accumulated Depreciation	0.00	0.00
27. Buildings	9,842,492.90	0.00
27 a.Less: Accumulated Depreciation	(1,651,040.01)	8,191,452.89
28. Equipment - Road	15,181,038.59	0.00
28 a.Less: Accumulated Depreciation	(13,678,606.40)	1,502,432.19
29. Equipment - Shop	237,014.06	0.00
29 a.Less: Accumulated Depreciation	(122,500.26)	114,513.80
30. Equipment - Engineers	75,685.18	0.00
30 a.Less: Accumulated Depreciation	(42,562.69)	33,122.49
31. Equipment - Yard and Storage	1,254,021.87	0.00
31 a.Less: Accumulated Depreciation	(454,226.17)	799,795.70
32. Equipment and Furniture - Office	58,325.94	0.00
32 a.Less: Accumulated Depreciation	(44,249.19)	14,076.75
33. Infrastructure	280,725,722.93	0.00
33 a.Less: Accumulated Depreciation	(75,279,286.75)	205,446,436.18
34. Vehicles	0.00	0.00
34 a.Less: Accumulated Depreciation	0.00	0.00
35. Construction Work in Progress	0.00	0.00
	<b>36. Total Assets</b>	<b>\$216,256,864.91</b>
<u>Equities</u>		
37. Plant and Equipment Equity		
	37 a.Primary	10,807,185.60
	37 b.Local	3,243.13
	37 c.Co. Road Comm.	0.00
	37 d.Infrastructure	205,446,436.18
	<b>38. Total Equities</b>	<b>\$216,256,864.91</b>
<u>Long Term Debt</u>		
39. Bonds Payable (Act 51)		5,673,420.00
40. Notes Payable (Act 143)		0.00
41. Vested Vacation and Sick Leave Payable		399,765.81
42. Installment/Lease Purchase Payable		0.00
43. Other		0.00
	<b>44. Total Liabilities</b>	<b>\$6,073,185.81</b>
<u>Fiduciary Fund</u>		
45. Deferred Compensation (Pension) Plan		<b>\$1,344,553.30</b>

**Allegan**

**Year Ended - 2019**

**Start: 01/01/2019 End: 12/31/2019**

**STATEMENT OF REVENUES**

	<b>Primary Road Fund (P)</b>	<b>Local Road Fund (L)</b>	<b>Co. Road Comm. Fund (C)</b>	<b>Total (T)</b>
<b><u>Taxes</u></b>				
46. County Wide Millage	\$3,571,797.06	\$0.00	\$0.00	\$3,571,797.06
47. Other	0.00	0.00	0.00	0.00
48. Total Taxes	<u>3,571,797.06</u>	<u>0.00</u>	<u>0.00</u>	<u>3,571,797.06</u>
<b><u>Licenses and Permits</u></b>				
49. Specify	0.00	0.00	70,887.04	70,887.04
<b><u>Federal Sources</u></b>				
50. Surface Tran. Program (STP)	338,288.38	0.00	0.00	338,288.38
51. C Funds - Federal	441.99	0.00	0.00	441.99
52. D Funds - Federal	0.00	0.00	0.00	0.00
53. Bridge	136,071.78	915.31	0.00	136,987.09
54. High Priority	0.00	0.00	0.00	0.00
55. Other	14,980.02	0.00	0.00	14,980.02
56. Total Federal Sources	<u>489,782.17</u>	<u>915.31</u>	<u>0.00</u>	<u>490,697.48</u>
<b>STATE SOURCES</b>				
<b><u>Michigan Transportation Fund</u></b>				
57. Engineering	6,425.66	3,574.34	0.00	10,000.00
58. Snow Removal	0.00	177,766.46	0.00	177,766.46
59. Urban Road	457,527.12	146,974.84	0.00	604,501.96
60. Allocation	9,279,849.05	5,162,016.22	0.00	14,441,865.27
61. Total MTF	<u>9,743,801.83</u>	<u>5,490,331.86</u>	<u>0.00</u>	<u>15,234,133.69</u>
<b><u>Other</u></b>				
62. Local Bridge	84,320.83	171.62	0.00	84,492.45
63. Other	3,229.79	59,519.97	0.00	62,749.76
64. Total Other	<u>87,550.62</u>	<u>59,691.59</u>	<u>0.00</u>	<u>147,242.21</u>
<b><u>Economic Development Fund</u></b>				
65. Target Industries (A)	0.00	0.00	0.00	0.00
66. Urban Congestion (C)	0.00	0.00	0.00	0.00
67. Rural Primary (D)	3,574.31	0.00	0.00	3,574.31
68. Forest Road (E)	0.00	0.00	0.00	0.00
69. Urban Area (F)	0.00	0.00	0.00	0.00
70. Other	0.00	0.00	0.00	0.00
71. Total EDF	<u>3,574.31</u>	<u>0.00</u>	<u>0.00</u>	<u>3,574.31</u>
<b>72. Total State Sources</b>	<u>\$9,834,926.76</u>	<u>\$5,550,023.45</u>	<u>\$0.00</u>	<u>\$15,384,950.21</u>

**Allegan**

**Year Ended - 2019**

**Start: 01/01/2019 End: 12/31/2019**

**STATEMENT OF REVENUES**

	<b>Primary Road Fund (P)</b>	<b>Local Road Fund (L)</b>	<b>Co. Road Comm. Fund (C)</b>	<b>Total (T)</b>
<b>Contributions From Local Units</b>				
73. City and Village	\$0.00	\$0.00	\$26,470.78	\$26,470.78
74. Township Contr.	157,621.72	9,405,061.92	0.00	9,562,683.64
75. Other	0.00	0.00	0.00	0.00
76. Total Contributions	<u>157,621.72</u>	<u>9,405,061.92</u>	<u>26,470.78</u>	<u>9,589,154.42</u>
<b>Charges for Service</b>				
77. Trunkline Maintenance	0.00	0.00	0.00	0.00
78. Trunkline Non-maintenance	0.00	0.00	0.00	0.00
79. Salvage Sales	0.00	0.00	10,830.48	10,830.48
80. Other	2,748.16	(16,989.44)	8,059.21	(6,182.07)
81. Total Charges	<u>2,748.16</u>	<u>(16,989.44)</u>	<u>18,889.69</u>	<u>4,648.41</u>
<b>Interest and Rents</b>				
82. Interest Earned	193,910.33	139,615.44	54,294.89	387,820.66
83. Property Rentals	0.00	0.00	0.00	0.00
84. Total Interest/Rents	<u>193,910.33</u>	<u>139,615.44</u>	<u>54,294.89</u>	<u>387,820.66</u>
<b>Other</b>				
85. Special Assessments	0.00	0.00	0.00	0.00
86. Land and Bldg. Sales	0.00	0.00	0.00	0.00
87. Sundry Refunds	0.00	0.00	0.00	0.00
88. Gain (Loss) Equip. Disp.	23,153.05	6.95	0.00	23,160.00
89. Contributions from Private Sources	0.00	0.00	0.00	0.00
90. Other	0.00	0.00	0.00	0.00
91. Total Other	<u>23,153.05</u>	<u>6.95</u>	<u>0.00</u>	<u>23,160.00</u>
<b>Other Financing Sources</b>				
92. County Appropriation	0.00	0.00	0.00	0.00
93. Bond Proceeds	0.00	0.00	0.00	0.00
94. Note Proceeds	0.00	0.00	0.00	0.00
95. Inst. Purch./Leases	0.00	0.00	0.00	0.00
96. Total Other Fin. Sources	<u>0.00</u>	<u>0.00</u>	<u>0.00</u>	<u>0.00</u>
<b>97. TOTAL REVENUE AND OTHER FINANCING SOURCES</b>	<b><u>\$14,273,939.25</u></b>	<b><u>\$15,078,633.63</u></b>	<b><u>\$170,542.40</u></b>	<b><u>\$29,523,115.28</u></b>



**Allegan**

**Year Ended - 2019**

**Start: 01/01/2019 End: 12/31/2019**

**STATEMENT OF EXPENDITURES**

	<b>Primary Road Fund (P)</b>	<b>Local Road Fund (L)</b>	<b>Co. Road Comm. Fund (C)</b>	<b>Total (T)</b>
<b><u>Construction/Capacity Improvement</u></b>				
98. Roads	\$0.00	\$0.00	\$0.00	\$0.00
99. Structures	0.00	0.00	0.00	0.00
100. Roadside Parks	0.00	0.00	0.00	0.00
101. Special Assessments	0.00	0.00	0.00	0.00
102. Other	0.00	0.00	0.00	0.00
103. Total Construction/Cap. Imp.	<u>0.00</u>	<u>0.00</u>	<u>0.00</u>	<u>0.00</u>
<b><u>Preservation - Structural Improvements</u></b>				
104. Roads	4,033,704.42	8,941,525.47	0.00	12,975,229.89
105. Structures	259,730.02	7,469.54	0.00	267,199.56
106. Safety Projects	0.00	0.00	0.00	0.00
107. Roadside Parks	0.00	0.00	0.00	0.00
108. Special Assessments	0.00	0.00	0.00	0.00
109. Other	0.00	0.00	0.00	0.00
110. Total Preservation - Struct. Imp.	<u>4,293,434.44</u>	<u>8,948,995.01</u>	<u>0.00</u>	<u>13,242,429.45</u>
<b><u>Maintenance</u></b>				
111. Roads	2,633,636.33	7,002,362.93	0.00	9,635,999.26
112. Structures	16,175.33	38,660.37	0.00	54,835.70
113. Roadside Parks	0.00	0.00	0.00	0.00
114. Winter Maintenance	1,622,617.10	2,133,544.44	0.00	3,756,161.54
115. Traffic Control	238,265.74	389,447.86	0.00	627,713.60
116. Total Maintenance	<u>4,510,694.50</u>	<u>9,564,015.60</u>	<u>0.00</u>	<u>14,074,710.10</u>
117. Total Construction, Preservation And Maintenance	<u>8,804,128.94</u>	<u>18,513,010.61</u>	<u>0.00</u>	<u>27,317,139.55</u>
<b><u>Other</u></b>				
118. Trunkline Maintenance	0.00	0.00	0.00	0.00
119. Trunkline Non-maintenance	0.00	0.00	0.00	0.00
120. Administrative Expense	414,983.86	872,613.37	0.00	1,287,597.23
121. Equipment - Net	(149,668.42)	(412,288.90)	(24,062.21)	(586,019.53)
122. Capital Outlay - Net	(538,960.44)	(387.00)	0.00	(539,347.44)
123. Debt Principal Payment	250,000.00	0.00	0.00	250,000.00
124. Interest Expense	184,031.26	0.00	0.00	184,031.26
125. Drain Assessment	0.00	0.00	0.00	0.00
126. Other	0.00	0.00	0.00	0.00
127. Total Other	<u>160,386.26</u>	<u>459,937.47</u>	<u>(24,062.21)</u>	<u>596,261.52</u>
<b>128. Total Expenditures</b>	<b><u>\$8,964,515.20</u></b>	<b><u>\$18,972,948.08</u></b>	<b><u>\$(24,062.21)</u></b>	<b><u>\$27,913,401.07</u></b>

**Allegan**

**Year Ended - 2019**

**Start:** 01/01/2019 **End:** 12/31/2019

**STATEMENT OF CHANGES IN FUND BALANCES**

	<b>Primary Road Fund (P)</b>	<b>Local Road Fund (L)</b>	<b>Co. Road Comm. Fund (C)</b>	<b>Total (T)</b>
129. Total Revenues And Other Financing Sources	<u>\$14,273,939.25</u>	<u>\$15,078,633.63</u>	<u>\$170,542.40</u>	<u>\$29,523,115.28</u>
130. Total Expenditures	<u>8,964,515.20</u>	<u>18,972,948.08</u>	<u>(24,062.21)</u>	<u>27,913,401.07</u>
131. Excess of Revenues Over (Under) Expenditures	<u>5,309,424.05</u>	<u>(3,894,314.45)</u>	<u>194,604.61</u>	<u>1,609,714.21</u>
132. Optional Transfers				
132 a. Primary to Local (50%)	<u>(4,871,900.91)</u>	<u>4,871,900.91</u>	<u>0.00</u>	<u>0.00</u>
132 b. Local to Primary (15%)	<u>0.00</u>	<u>0.00</u>	<u>0.00</u>	<u>0.00</u>
133. Emergency Transfers (Local to Primary)	<u>0.00</u>	<u>0.00</u>	<u>0.00</u>	<u>0.00</u>
134. Total Optional Transfers	<u>(4,871,900.91)</u>	<u>4,871,900.91</u>	<u>0.00</u>	<u>0.00</u>
135. Excess of Revenues and Other Sources Over (Under) Expenditures and Other Uses	<u>437,523.14</u>	<u>977,586.46</u>	<u>194,604.61</u>	<u>1,609,714.21</u>
136. Beginning Fund	<u>6,080,979.74</u>	<u>4,301,950.35</u>	<u>1,716,345.93</u>	<u>12,099,276.02</u>
137. Adjustment	<u>0.00</u>	<u>0.00</u>	<u>0.00</u>	<u>0.00</u>
138. Beginning Fund Balance Restated	<u>6,080,979.74</u>	<u>4,301,950.35</u>	<u>1,716,345.93</u>	<u>12,099,276.02</u>
139. Interfund Transfer(County to Primary and/or Local)	<u>0.00</u>	<u>0.00</u>	<u>0.00</u>	<u>0.00</u>
140. Ending Fund Balance	<u>\$6,518,502.88</u>	<u>\$5,279,536.81</u>	<u>\$1,910,950.54</u>	<u>\$13,708,990.23</u>

**Allegan**

**Year Ended - 2019**

**Start: 01/01/2019 End: 12/31/2019**

**EQUIPMENT EXPENSE**

Direct Equipment Expense

141. Labor and Fringe Benefits	\$442,434.00	
142. Depreciation	<u>925,485.77</u>	
143. Other	<u>592,018.52</u>	
<b>144. Total Direct</b>		<u>1,959,938.29</u>

145. Indirect Equipment Expense		<u>1,350,723.92</u>
---------------------------------	--	---------------------

Operating Equipment Expense

146. Labor and Fringe Benefits	0.00	
147. Operating Expenses	<u>513,648.56</u>	
<b>148. Total Operating</b>		<u>\$513,648.56</u>

**149. TOTAL EQUIPMENT EXPENSE** \$3,824,310.77

**Equipment Rental Credits:**

	<u>Primary</u>	<u>Local</u>	<u>County</u>	<u>Total</u>
150. Construction/Capacity Improvement	0.00	0.00	0.00	0.00
151. Preservation - Structural Improvement	14,636.53	72,196.26	0.00	86,832.79
152. Maintenance	<u>1,111,754.55</u>	<u>3,030,652.95</u>	0.00	<u>4,142,407.50</u>
153. Inventory Operations	0.00	0.00	0.00	0.00
154. MDOT	0.00	0.00	0.00	0.00
155. Other Reimbursable Charges	0.00	0.00	0.00	0.00
156. All Other Charges	0.00	0.00	181,090.01	181,090.01
157. Total Equipment Rental Credits	<u>1,126,391.08</u>	<u>3,102,849.21</u>	<u>181,090.01</u>	<u>4,410,330.30</u>
	(A)	(B)	(C)	(D)
158. (Gain) or Loss on Usage of Equipment	<u>0.00</u>	<u>0.00</u>	<u>0.00</u>	<u>(586,019.53)</u>

**PRORATION OF EQUIPMENT USAGE GAIN OR LOSS**

(Net Equipment Expense)

159. Equipment Rental Credits	<u>\$1,126,391.08</u>	<u>\$3,102,849.21</u>	<u>\$181,090.01</u>	<u>\$4,410,330.30</u>
	(A)	(B)	(C)	(D)
160. Percent of Total	25.54 %	70.35 %	4.11 %	100.00 %
161. Prorated Total Equipment Expense	<u>976,722.66</u>	<u>2,690,560.31</u>	<u>157,027.80</u>	<u>3,824,310.77</u>
162. Prorated Gain/Loss On Usage (Net Equipment Expense)	<u>(149,668.42)</u>	<u>(412,288.90)</u>	<u>(24,062.21)</u>	<u>(586,019.53)</u>

**Allegan**

**Year Ended - 2019**

**Start: 01/01/2019 End: 12/31/2019**

**DISTRIBUTIVE EXPENSE - FRINGE BENEFITS**

	<b>Total Labor Charge</b>	<b>Distributive Calc.</b>
163. Primary Construction/Cap. Imp.	\$0.00	\$0.00
164. Primary Preservation - Struct. Imp.	52,686.36	100,122.49
165. Primary Maintenance	443,359.26	842,535.96
166. Local Construction/Cap. Imp.	0.00	0.00
167. Local Preservation - Struct. Imp.	180,255.24	342,548.07
168. Local Maintenance	1,082,737.14	2,057,579.97
169. Inventory	0.00	0.00
170. Equipment Expense - Direct	152,544.99	289,889.01
171. Equipment Expense - Indirect	194,301.70	369,241.25
172. Equipment Expense - Operating	0.00	0.00
173. Administration	371,587.64	706,146.55
174. State Trunkline Maintenance	0.00	0.00
175. Sundry Account Rec.	0.00	0.00
176. Capital Outlay	2,472.66	4,266.52
177. Other	713,835.97	496,968.04
<b>178. Total Payroll</b>	<b>\$3,193,780.96</b>	
179. Less Applicable Payroll	(452,322.03)	
<b>180. Total Applicable Labor Cost</b>	<b>\$2,741,458.93</b>	Total Distributive <b>\$5,209,297.86</b>

	<b>709-714 Vacation Holiday Sick Leave Longevity</b>	<b>719 Workers Comp. Insurance</b>	<b>715 - 718 Soc. Sec. Retirement</b>	<b>716 Health Insurance</b>	<b>717 Life and Disability Insurance</b>	<b>720 - 725 Other</b>	<b>Distributive Total Calc.</b>
181. Total Fringe Benefits	\$354,809.53	\$162,935.50	\$3,209,210.29	\$1,466,825.01	\$8,277.53	\$7,240.00	\$5,209,297.86
182. Less: Benefits Recovered	0.00	0.00	0.00	0.00	0.00	0.00	0.00
183. Less: Refunds	0.00	0.00	0.00	0.00	0.00	0.00	0.00
184. Benefits to be Distributed	354,809.53	162,935.50	3,209,210.29	1,466,825.01	8,277.53	7,240.00	5,209,297.86
185. Applicable Labor Cost	3,193,780.96	3,193,780.96	3,193,780.96	3,193,780.96	3,193,780.96	3,193,780.96	0.00
186. Factor	0.111094	0.051016	1.004831	0.459275	0.002592	0.002267	1.631075

**Allegan**

**Year Ended - 2019**

**Start:** 01/01/2019 **End:** 12/31/2019

**DISTRIBUTIVE EXPENSE - OVERHEAD  
Account No. 705 - 957**

	<b>Cost of Operations</b>	<b>Distributed Total</b>
187. Primary Construction/Cap. Imp.	\$0.00	\$0.00
188. Primary Preservation - Struct Imp.	4,138,964.42	154,470.02
189. Primary Maintenance	4,348,449.38	162,245.12
190. Local Construction/Cap. Imp.	0.00	0.00
191. Local Preservation - Struct. Imp.	8,627,109.01	321,886.00
192. Local Maintenance	9,220,037.60	343,978.00
193. Other	0.00	0.00
<b>194. TOTAL</b>	<b>\$26,334,560.41</b>	<b>\$982,579.14</b>

	<b>790 Small Road Tools</b>	<b>791 Inventory Adjustment</b>	<b>882 Liability</b>	<b>716 Health Insurance</b>	<b>Other</b>	<b>Total</b>
195. Expenses Distributed	13,368.43	(204,138.07)	(102,696.75)	0.00	1,276,045.53	\$982,579.14
196. Applicable Operation Cost	26,334,560.41	26,334,560.41	26,334,560.41	26,334,560.41	26,334,560.41	0.00
197. Factor	0.000508	(0.007752)	(0.003900)	0.000000	0.048455	\$0.037311

**Allegan**

**Year Ended - 2019**

**Start:** 01/01/2019 **End:** 12/31/2019

**SCHEDULE OF CAPITAL OUTLAY**

215. Land and Improvements (971 - 974)	\$0.00
216. Buildings (975)	69,425.00
217. Equipment Road (976, 981)	317,354.40
218. Equipment Shop (977)	114,045.00
219. Equipment Engineers (978)	25,500.00
220. Equipment - Yard and Storage (979)	224,343.76
221. Equipment Office (980)	0.00
222. Depletable Assets (987)	0.00
223. Total Capital Outlay:	<u>\$750,668.16</u>

	<u>Primary</u>	<u>Local</u>	<u>County</u>	<u>Total</u>
224. Total Capital Outlay:	750,668.16	0.00	0.00	750,668.16
225. Less: Equipment Retirements 689	0.00	0.00	0.00	0.00
226. Sub-total	750,668.16	0.00	0.00	750,668.16
227. Less: Depreciation and Depletion 968	(1,289,628.60)	(387.00)	0.00	(1,290,015.60)
228. Net Capital Outlay Expenditure	<u>\$(538,960.44)</u>	<u>\$(387.00)</u>	<u>\$0.00</u>	<u>\$(539,347.44)</u>

**DISTRIBUTION OF GAIN OR LOSS ON DISPOSAL OF ASSETS**

	<u>Primary</u>	<u>Local</u>	<u>County</u>	<u>Total</u>
229. Beginning Capital Asset Balance				
Prior Year's Report (Pg. 3)	11,346,371.24	3,404.93	0.00	11,349,776.17
230. Percentage of Total	99.97 %	0.03 %	0.00 %	100.00 %
231. Gain or (loss) on disposal of assets 693	23,153.05	6.95	0.00	23,160.00

**Allegan**

**Year Ended - 2019**

**Start:** 01/01/2019 **End:** 12/31/2019

**PRESERVATION EXPENDITURES - 90% OF MTF RETURNS**

(For Compliance with Section 12(16) of Act 51)

	<b>Primary Road Fund</b>	<b>Local Road Fund</b>	<b>Total</b>
232. Michigan Transportation Fund (MTF) Returns			<u>\$15,234,133.69</u>
<b>DEDUCTIONS</b>			
233. Administrative Expense (from Page 6 Expenditures)			<u>1,287,597.23</u>
234. Total Capital Outlay (from Page 13)			<u>750,668.16</u>
235. Debt Principal Payment (from Page 6 Expenditures)			<u>250,000.00</u>
236. Interest Expense (from Page 6 Expenditures)			<u>184,031.26</u>
236 a. Total Deductions			<u>2,472,296.65</u>
236 b. Adjusted MTF Returns			<u>12,761,837.04</u>
237. Preser - Struct Imp (from Page 6 Expenditures)	<u>\$4,293,434.44</u>	<u>\$8,948,995.01</u>	<u>13,242,429.45</u>
238. Routine Maintenance (from Page 6 Expenditures)	<u>4,510,694.50</u>	<u>9,564,015.60</u>	<u>14,074,710.10</u>
239. Less Federal Aid for Preser - Struct Imp	<u>(489,782.17)</u>	<u>(915.31)</u>	<u>(490,697.48)</u>
240. TOTAL RD EXPENSE (Excluding Fed Aid)	<u>8,314,346.77</u>	<u>18,512,095.30</u>	<u>26,826,442.07</u>
241. 90% of Adjusted MTF Returns			<u>11,485,653.34</u>

**Allegan**

**Year Ended - 2019**

**Start:** 01/01/2019 **End:** 12/31/2019

**TEN YEARS OF QUALIFIED EXPENDITURES  
FOR NON MOTORIZED IMPROVEMENTS**  
(for Compliance with Section 10K of Act 51)

<b>Fiscal Year</b>	<u>2010</u>	<u>2011</u>	<u>2012</u>	<u>2013</u>	<u>2014</u>
<b>Expenditures (\$)</b>	<u>74,317.78</u>	<u>389,312.21</u>	<u>378,886.90</u>	<u>316,106.54</u>	<u>510,289.00</u>
<b>Fiscal Year</b>	<u>2015</u>	<u>2016</u>	<u>2017</u>	<u>2018</u>	<u>2019</u>
<b>Expenditures (\$)</b>	<u>338,335.71</u>	<u>482,917.03</u>	<u>362,781.59</u>	<u>801,127.54</u>	<u>1,229,559.60</u>
				<b>242. TOTAL</b>	<u>\$4,883,633.90</u>

Total must equal or exceed 1% of your Fiscal Year MTF returns multiplied by 10

$$\underline{5,234,133.69} \times .10 = \underline{1,523,413.37}$$



**Allegan**

**Year Ended - 2019**

**Start:** 01/01/2019 **End:** 12/31/2019

**INDIRECT EQUIPMENT AND STORAGE EXPENSE  
Activity 511**

<b>Account Number</b>	<b>Account Name</b>	<b>Amount Recorded</b>
707	Wages - Shop and Garage	\$194,301.70
712-724	Fringe Benefits - Shop Employees	369,241.24
721	Drug Testing	0.00
728	Office Supplies - Shop	0.00
731	Janitor Supplies - Shop	4,318.21
733	Welding Supplies	2,504.59
734	Safety Supplies - Shop	8,465.52
736	Tire Shop Supplies	0.00
737	Shop Supplies	11,407.26
791	Equipment Material/Parts Inventory Adjustment	0.00
801	Contractual Services - Shop	60.00
805	Health Services	0.00
806	Laundry Services	2,469.23
807	Data Processing - Shop	0.00
810	Education Expense - Shop	0.00
850-859	Communications - Shop	16,390.78
861	Travel and Mileage - Shop Employees	0.00
862	Freight Costs	4,525.20
875	Insurance - Shop Buildings	0.00
876	Insurance - Boiler and Machine	0.00
878	Insurance - Fleet	89,465.75
883	Insurance - Underground Tank	0.00
921-923	Utilities - Shop and Storage Buildings	97,562.31
931	Buildings Repairs and Maintenance	76,727.38
932	Yard and Storage Repairs and Maintenance	0.00
933	Shop Equipment Repairs and Maintenance	41,953.82
934	Office Equipment Repairs and Maintenance	0.00
941	Equipment Rental - Shop Pickup/Wrecker	40,615.86
944-947	Underground Storage Tank Expense	0.00
956	Safety Expense - Shop	0.00
968	Depreciation - Shop Building	108,228.92
968	Depreciation - Storage Building	0.00
968	Depreciation - Shop Equipment	26,212.07
968	Depreciation - Stockroom Expense	0.00
707	Other:	256,274.08
	<b>243. TOTAL</b>	<b>\$1,350,723.92</b>

**Allegan**

**Year Ended - 2019**

**Start:** 01/01/2019 **End:** 12/31/2019

**ADMINISTRATIVE EXPENSE SCHEDULE AND ALLOCATION**

(for Compliance with Section 14(4) of Act 51)

<b>Account Number</b>	<b>Account Name</b>	<b>Amount Recorded</b>
703-708	Salaries and Wages	\$371,587.64
709-714	Administrative Leave	0.00
724	Fringe Benefits	706,146.55
727	Postage	2,095.65
728	Office Supplies	25,563.69
730	Dues and Subscriptions	27,704.96
801	Contractual Services	4,008.76
803	Legal Services	4,859.70
804	Auditing and Accounting Services	12,132.50
807	Data Processing	31,124.55
810	Education	4,376.08
850-853	Communications	2,564.56
861	Travel and Mileage	20,700.04
862	Freight	0.00
873	Public Relations	0.00
874	Advertising	3,117.10
875	Insurance - Building and Contents	0.00
876	Insurance - Boiler and Machinery	0.00
877	Insurance - Bonds	0.00
880	Insurance - Umbrella	0.00
881	Insurance - Errors and Omissions	0.00
882	Insurance - General Liability	0.00
920-923	Utilities	0.00
931	Building Repair/Maintenance	0.00
934	Office Equipment Repair/Maintenance	11,409.58
942	Building Rental	0.00
955-956	Miscellaneous	0.00
966-967	Overhead	0.00
968	Depreciation - Buildings	29,223.07
968	Depreciation - Engineering Equipment	21,289.59
968	Depreciation - Office Equipment and Furniture	11,443.31
	Other:	2,616.08
	<b>244. TOTAL</b>	<b>\$1,291,963.41</b>
<b>Less: Credits to Administrative Expense</b>		
646	Handling Charges on Materials Sold	0.00
629	Overhead - State Trunkline Maintenance	0.00
691	Purchase Discounts	(4,366.18)
	Other:	0.00
	<b>Total Credits to Administrative Expense</b>	<b>\$(4,366.18)</b>
	<b>245. Net Administrative Expense</b>	<b>\$1,287,597.23</b>

**Allegan**

**Year Ended - 2019**

**Start: 01/01/2019 End: 12/31/2019**

**CONSTRUCTION / CAPACITY IMPROVEMENTS / STRUCTURAL IMPROVEMENTS  
Summary**

**CONSTRUCTION / CAPACITY IMPROVEMENTS**

	Primary System		Local System	
	*Unit	Expenditures	*Unit	Expenditures
<b>ROADS</b>				
247. New Construction, New Location	0.00 mi.	x \$0.00	0.00 mi.	\$0.00
248. Widening	0.00 mi.	0.00	0.00 mi.	0.00
<b>BRIDGES</b>				
249. New Location	0.00 ea.	0.00	0.00 ea.	0.00
<b>250. TOTAL CONSTRUCTION/CAPACITY IMP</b>		<u>\$0.00</u>		<u>\$0.00</u>

**PRESERVATION - STRUCTURAL IMPROVEMENTS**

	Primary System		Local System	
	*Unit	Expenditures	*Unit	Expenditures
<b>ROADS</b>				
251. Reconstruction	2.41 mi.	x \$4,317.84	13.15 mi.	\$2,234,142.60
252. Resurfacing	42.40 mi.	4,029,386.58	59.20 mi.	6,704,704.68
253. Gravel Surfacing	0.00 mi.	0.00	0.00 mi.	0.00
254. Paving Gravel Roads	0.00 mi.	0.00	3.00 mi.	2,678.19
<b>SAFETY PROJECTS</b>				
255. Intersection Improvements	0.00 ea.	0.00	0.00 ea.	0.00
256. Railroad Crossing Improvements	0.00 ea.	0.00	0.00 ea.	0.00
257. Other	0.00 ea.	0.00	0.00 ea.	0.00
<b>MISCELLANEOUS</b>				
258. Roadside Parks	0.00 ea.	0.00	0.00 ea.	0.00
259. Other	0.00 ea.	0.00	0.00 ea.	0.00
260. Subtotals		<u>4,033,704.42</u>		<u>8,941,525.47</u>
<b>BRIDGES</b>				
261. Replacement	3.00 ea.	259,730.02	0.00 ea.	0.00
262. Recondition or Repair	0.00 ea.	0.00	7.00 ea.	7,469.54
263. Replace with Culvert	0.00 ea.	0.00	0.00 ea.	0.00
<b>264. Bridge Subtotals</b>		<u>259,730.02</u>		<u>7,469.54</u>
<b>265. TOTAL PRESERVATION - STRUCT IMP</b>		<u>\$4,293,434.44</u>		<u>\$8,948,995.01</u>

\*All Units are to be reported in the Fiscal Year that the project is opened for use.

**Allegan**

**Year Ended - 2019**

**Start: 01/01/2019 End: 12/31/2019**

**SCHEDULE OF TOWNSHIP MILEAGE AND POPULATION**

Township	Local Roads			Primary Roads				
	Total Local (mi)	Local Urban (mi)	Funds Received (\$)	Total Primary (mi)	Primary Urban (mi)	Funds Received (\$)	Population Outside Municipalities	Funds Received (\$)
Allegan	26.63	9.40	94,276.10	31.47	9.11	206,237.38	4,050	78,003.00
Casco	68.35	2.64	191,437.78	27.09	2.12	96,777.68	3,019	58,145.94
Cheshire	58.08	0.00	157,396.80	23.52	0.00	58,047.36	2,335	44,972.10
Clyde	47.50	0.00	128,725.00	19.61	0.00	48,397.48	2,104	40,523.04
Dorr	73.84	0.00	200,106.39	20.98	0.00	51,778.64	6,579	126,711.54
Fillmore	41.80	9.38	135,339.76	28.93	4.15	129,968.19	2,756	53,080.56
Ganges	38.02	0.00	103,034.20	33.89	0.00	83,640.52	2,524	48,612.24
Gun Plain	47.84	9.23	151,355.36	23.38	5.26	131,936.22	5,637	108,568.62
Heath	51.82	0.00	140,432.20	13.27	0.00	32,750.36	3,100	59,706.00
Hopkins	55.50	0.00	150,405.00	21.04	0.00	51,926.72	2,671	51,443.46
Laketown	47.50	16.83	168,309.16	15.71	5.45	115,688.13	5,561	107,104.86
Lee	71.60	0.00	194,036.00	23.70	0.00	58,491.60	4,114	79,235.64
Leighton	61.47	0.00	166,583.70	26.25	0.00	64,785.00	3,652	70,337.52
Manlius	51.83	0.00	140,459.30	9.33	0.00	23,026.44	2,634	50,730.84
Martin	56.63	0.00	153,467.30	19.15	0.00	47,262.20	2,514	48,419.64
Monterey	58.19	0.00	157,694.90	18.38	0.00	45,361.84	2,065	39,771.90
Otsego	56.69	13.07	184,370.54	18.79	6.04	131,616.24	4,854	93,488.04
Overisel	74.69	1.43	205,773.27	21.57	0.00	53,234.76	2,594	49,960.44
Salem	61.04	0.00	165,418.40	21.03	0.00	51,902.04	3,486	67,140.36
Saugatuck	32.77	0.00	88,806.70	21.12	0.00	52,124.16	3,590	69,143.40
Trowbridge	49.72	0.43	135,752.56	17.64	0.25	47,063.77	2,519	48,515.94
Valley	49.22	0.00	133,386.20	17.92	0.00	44,226.56	1,831	35,265.06
Watson	53.86	0.00	145,960.60	14.31	0.00	35,317.08	2,086	40,176.36
Wayland	42.83	0.00	116,069.30	32.80	0.00	80,950.40	3,013	58,030.38
<b>266. Totals</b>	<b>1,277.42</b>	<b>62.41</b>	<b>\$3,608,596.52</b>	<b>520.88</b>	<b>32.38</b>	<b>\$1,742,510.77</b>	<b>79,288</b>	<b>\$1,527,086.88</b>

Local Road Rate Per Mile	2710	Primary Road Rate Per Mile	2468
Local Urban Road Rate Per Mile	2352	Primary Urban Road Rate Per Mile	14113
Population Rate Per Capita	19.26		

**Allegan**

**Year Ended - 2019**

**Start: 01/01/2019 End: 12/31/2019**

**SCHEDULE OF TOWNSHIP EXPENDITURES AND CONTRIBUTIONS**  
**Expenditures**

<b>Township</b>	<b>Construction/ Capacity Improvement (\$)</b>	<b>Preservation - Struct Improvement (\$)</b>	<b>Total (\$)</b>	<b>Township Contributions* (\$)</b>
Allegan	0.00	135,081.44	135,081.44	101,721.52
Casco	0.00	525,386.46	525,386.46	579,124.49
Cheshire	0.00	1,072,603.91	1,072,603.91	584,976.92
Clyde	0.00	0.00	0.00	161,602.43
Dorr	0.00	860,034.17	860,034.17	765,789.21
Fillmore	0.00	858,859.90	858,859.90	411,696.84
Ganges	0.00	1,018,176.47	1,018,176.47	370,505.76
Gun Plain	0.00	942,907.76	942,907.76	831,325.16
Heath	0.00	778,046.18	778,046.18	399,887.74
Hopkins	0.00	194,870.77	194,870.77	212,839.16
Laketown	0.00	1,184,555.07	1,184,555.07	452,756.61
Lee	0.00	378,490.50	378,490.50	181,996.26
Leighton	0.00	940,813.58	940,813.58	140,812.10
Manlius	0.00	0.00	0.00	10,200.00
Martin	0.00	132,565.82	132,565.82	92,570.39
Monterey	0.00	567,013.01	567,013.01	500,018.04
Otsego	0.00	502,944.44	502,944.44	522,362.51
Overisel	0.00	1,335,856.12	1,335,856.12	921,405.77
Salem	0.00	595,469.33	595,469.33	430,659.23
Saugatuck	0.00	385,806.14	385,806.14	461,048.35
Trowbridge	0.00	196,270.21	196,270.21	206,995.65
Valley	0.00	0.00	0.00	18,502.30
Watson	0.00	169,569.28	169,569.28	241,002.55
Wayland	0.00	467,108.89	467,108.89	962,884.65
<b>267. Totals</b>	<b>\$0.00</b>	<b>\$13,242,429.45</b>	<b>\$13,242,429.45</b>	<b>\$9,562,683.64</b>

\*The Township Contributions Totals and the Funds expended for Construction and Preservation amount may not balance. The Township Contributions list all funds contributed by each township and will balance back to the amount reported on the Statement of Revenues, Line 74, Township Contributions.

The total funds expended are for Construction and Preservation only. They do not contain funds expended for Routine Preventative Maintenance.

## 2019 - ANALYSIS OF FRINGE BENEFITS

### FRINGE BENEFITS

Leave Days and Paid Holidays	\$	331,374.62
Social Security (Road Commission's Share)		234,249.37
Retirement - Employer's Contribution		2,974,960.92
Worker's Compensation Insurance		162,935.50
Disability		2,919.84
Health Insurance		1,272,917.80
HRA Reimbursements		75,494.25
HSA Employer Contributions		18,984.21
HCSP - Employer Contribution		1,916.25
Life Insurance		8,277.53
Longevity		20,515.07
Unemployment Insurance		7,240.00
Rebate - Health Insurance		<u>97,512.50</u>
TOTAL FRINGE COSTS	\$	<u><u>5,209,297.86</u></u>

### PAYROLL LABOR

Labor Costs	\$	3,193,780.96
Payroll Items not considered Labor	-	<u>452,322.03</u>
	\$	<u><u>2,741,458.93</u></u>

## 2019 - ANALYSIS OF MAINTENANCE EXPENDITURES

	<u>Primary Road System</u>	<u>Local Road System</u>
Blading	\$ 65,075.88	\$ 1,578,285.05
Patching - Blacktop Roads and Gravel Roads	140,836.76	368,258.91
Milling	3,532.36	-
Sweeping	6,668.23	7,476.58
Filling Washouts - Blacktop and Gravel Roads	29,724.00	138,666.84
Shoulder Work	85,577.17	320,628.80
Dustlayer	52,933.97	439,145.70
Resurfacing Gravel Roads	24,813.78	1,204,606.70
Resealing Blacktop Roads (includes fog coat)	469,802.73	353,130.41
Crack Seal	160,767.56	31,553.68
Tree, Brush, Rubbish Removal and Erosion Control	322,888.36	1,083,076.86
Mowing Roadsides	92,805.18	110,372.20
Driveway Maintenance	4,830.88	439.92
Drainage Structures and Cleaning Ditches	944,251.87	1,087,569.40
Bridge Maintenance	16,175.33	42,190.32
Traffic Signs and Services	267,168.70	393,376.53
Guardrail and Posts	104,647.61	18,520.18
Snow Removal and Ice Control	1,603,527.84	2,133,544.44
Road Inspections	44,650.32	125,873.65
Engineering Services	65,592.36	112,913.13
Drain Assessment	4,423.61	14,386.30
	<u><u>\$ 4,510,694.50</u></u>	<u><u>\$ 9,564,015.60</u></u>

## CAPITAL OUTLAY - 2019

A complete list of capital outlay expenditures is as follows:

### ROAD EQUIPMENT:

Two (2) 2019 GMC Sierra 2500 4WD	\$ 66,944.02
One(1) 2019 GMC Sierra 1500 4WD	41,471.47
One (1) 2018 Pratt EZ1480 Utility Trailer	10,500.00
One (1) 2019 T870 T4 Bobcat Loader	69,575.98
One (1) 2019 Falcon Hot Box 4 Ton	27,854.49
One (1) Caterpillar CB24B Compactor	43,945.52
Three (3) 2019 Stihl Pole Saws	1,419.00
One (1) Wacker BPU 3750A Leveler	5,750.00
One (1) 2019 Verizon GPS 5500N4VL	7,849.36
One (1) 2019 Forestry Cutter 60"	29,206.16
One (1) 2019 Bobcat Planer 24"	15,705.40
	<u>320,221.40</u>

### BUILDINGS:

One (1) Diamond Springs Building Improvements	69,425.00
	<u>69,425.00</u>

### ENGINEERING:

One (1) KIP 860 Wide Format Printer/Scanner	25,500.00
	<u>25,500.00</u>

### SHOP EQUIPMENT:

One (1) Diamond Springs Hoist	114,045.00
	<u>114,045.00</u>

### YARD & STORAGE:

One (1) Allegan Parking Lot	210,784.82
One (1) Allegan Yard Improvements	9,960.00
	<u>220,744.82</u>

<b>GRAND TOTAL - CAPITAL OUTLAY - 2019</b>	<u><u>\$ 749,936.22</u></u>
--	-----------------------------



## TOWNSHIP CONTRIBUTIONS - CALENDAR YEAR 2019

	Non-Road & Local Special Maintenance	Local Preservation/ Structural Improvements	Primary Preservation/ Structural Improvements	TOTAL CONTRIBUTIONS
ALLEGAN	\$ 14,274.10	\$ 87,447.42	\$ 0.00	\$ 101,721.52
CASCO	90,582.99	488,541.50	0.00	579,124.49
CHESHIRE	101,232.18	384,647.35	99,097.39	584,976.92
CLYDE	161,602.43	0.00	0.00	161,602.43
DORR	30,635.08	734,978.84	175.29	765,789.21
FILLMORE	0.00	411,696.84	0.00	411,696.84
GANGES	57,810.20	266,048.03	46,647.53	370,505.76
GUN PLAIN	13,045.15	809,730.25	8,549.76	831,325.16
HEATH	23,991.49	375,896.25	0.00	399,887.74
HOPKINS	37,723.77	175,115.39	0.00	212,839.16
LAKETOWN	610.21	452,146.40	0.00	452,756.61
LEE	46,876.81	135,119.45	0.00	181,996.26
LEIGHTON	140,812.10	0.00	0.00	140,812.10
MANLIUS	10,200.00	0.00	0.00	10,200.00
MARTIN	92,570.39	0.00	0.00	92,570.39
MONTEREY	24,514.02	475,504.02	0.00	500,018.04
OTSEGO	40,061.39	482,301.12	0.00	522,362.51
OVERISEL	6,492.80	914,912.97	0.00	921,405.77
SALEM	345.00	427,162.48	3,151.75	430,659.23
SAUGATUCK	101,895.42	359,152.93	0.00	461,048.35
TROWBRIDGE	23,094.50	183,901.15	0.00	206,995.65
VALLEY	18,502.30	0.00	0.00	18,502.30
WATSON	102,678.23	138,324.32	0.00	241,002.55
WAYLAND	53,814.36	909,070.29	0.00	962,884.65
TOTALS	<u>\$ 1,193,364.92</u>	<u>\$ 8,211,697.00</u>	<u>\$ 157,621.72</u>	<u>\$ 9,562,683.64</u>

## REPORT OF PROGRESS – 2019

### PRIMARY ROAD SYSTEM

A summary of the Construction/Capacity Improvement and Preservation – Structural Improvement work completed on the Primary Road System is listed as follows:

1. 17.35 miles of paved primary roads were resurfaced with MTF, Primary Resurfacing Funds and Township Revenue.
2. 2.20 miles of paved primary roads were resurfaced using Federal and Primary Resurfacing Funds.
3. 32.95 miles of paved primary roads were crack sealed using Primary Resurfacing Funds and MTF Revenue.
4. 15.24 miles of paved primary roads were chip and fog sealed using Primary Resurfacing Funds and MTF Revenue.
5. Spot tree removal was done county wide using MTF Revenues.
6. 8 large culverts (36 inches in diameter or greater), and 20 small culverts (30 inches in diameter or less) were replaced using MTF Revenues.

### LOCAL ROAD SYSTEM

A summary of the Construction/Capacity Improvement and Preservation – Structural Improvement work completed on the Local Road System is listed as follows:

1. 3.95 miles of gravel local roads were reconstructed and prepared for HMA surface using Township Funds.
2. 30.23 miles of paved local roads were resurfaced using Township Funds.
3. 5.35 miles of paved local roads were crack sealed using Township Funds.
4. 13.87 miles of paved local roads were chip and fog sealed using Township Funds.
5. 8 large culverts (36 inches in diameter or greater) and 48 small culverts (30 inches in diameter or less) were replaced using Township Funds and MTF Revenues.
6. 23.10 miles of gravel local road were resurfaced with processed road gravel using Township Funds.
7. Spot tree removal was done county wide using MTF Revenues.

**PRIMARY ROAD SYSTEM**  
**Construction/Capacity Improvements/Structural Improvements**

Costs for calendar year 2019 are shown for all projects listed below.  
 Total project costs through the end of the year are shown in parentheses.

**RECONSTRUCTION PROJECTS**

Project No. 3470	18th St, 142nd Ave to 108th St (Federal Aid, CMAQ, Primary Millage & Township) Crush and shape existing surface, widen to 3 lanes, and resurface with 2 courses of HMA 4E1 @ 220 lb/syd, 45' wide from 142nd Ave to 144th Ave & mill and resurface with 1 course of HMA 4E1 @ 275 lb/syd, 32' wide, 1' gravel shoulders from 144th Ave to 108th St - 2.98 miles	\$ 44,271.28 \$ (2,105,178.74)
Project No. 3548	103rd Ave, 52nd St and 104th Ave, 54th St to 52nd St (Primary Millage & Township) Renovate and resurface with 2 courses of HMA 4E1 @ 220 lb/syd, 32' wide with 1' gravel shoulders - 2.00 miles	\$ 20,353.62
Project No. 3563	Lakeshore Dr, 121st Ave to M-89 Hwy (Primary Millage & Township) Renovate and resurface with 2 courses of HMA 4E1 @ 220 lb/syd, 28' wide with 1' gravel shoulders - 1.85 miles	\$ 15,688.86

**SURFACING PROJECTS**

Project No. 3487	Patterson Rd, M-179 to 141st Ave (Federal Aid) Mill and resurface with 1 course of HMA 4E1 @ 220 lb/syd, 34' wide, 1' gravel shoulders - 5.98 miles	\$ 339.20 \$ (1,041,199.31)
Project No. 3511	64th St, 1,000' south of 138th Ave to 142nd Ave (Federal Aid & Primary Millage) Mill and resurface with 1 course of HMA 4E1 @ 220 lb/syd, 36' wide - 2.20 miles	\$ 532,880.08 \$ (534,575.38)
Project No. 3519	128th Ave, 28th St to Hopkins Village Limits (Primary Millage) Mill & resurface with 1 course of HMA 4E1 @ 275 lb/syd, 32' wide, 1' gravel shoulders - 2.58 miles	\$ 665.34 \$ (376,785.60)
Project No. 3527	112th Ave, 2nd St to Marsh Road (Primary Millage & Township) Resurface with 1 course of HMA 4E1 @ 275 lb/syd, 28' wide with 2' gravel shoulders and chip seal - 0.72 mile	\$ 120,739.17
Project No. 3529	Patterson Rd, 124th Ave to Barry County Line (Primary Millage) Mill & resurface with 2 courses of HMA 4E1 @ 220 lb/syd and 165 lb/syd, 32' wide with 1' topsoil shoulders - 0.40 mile	\$ 130,672.37 \$ (131,172.31)
Project No. 3535	128th Ave, 18th to 14th St (Safety Funds & Primary Millage) Mill & resurface with 1 course of HMA 4E1 @ 275 lb/syd, 32' wide with 1' gravel shoulders - 2.19 miles	\$ 12,135.51
Project No. 3537	Blue Star Hwy, A St to 111th Ave (Federal STP & State D) Crush, shape, and resurface with 2 courses of HMA 4E1 @ 220 lb/syd, 34' wide, 2' gravel shoulders - 3.22 miles	\$ 6,943.73
Project No. 3539	62nd St, 120th Ave to 128th Ave (Primary Millage & Township) Resurface with 1 course of HMA 4E1 @ 275 lb/syd, 30' wide, chip seal, 1' gravel shoulders - 4.06 miles	\$ 725,237.43
Project No. 3541	142nd Ave, 38th St to 34th St (Primary Millage) Mill & resurface with 1 course of HMA 4E1 @ 220 lb/syd, 32' wide with 1' gravel shoulders - 1.96 miles	\$ 359,205.45
Project No. 3542	134th Ave, M-40 Hwy to 41st St (Primary Millage) Mill & resurface with 1 course of HMA 4E1 @ 220 lb/syd, 30' wide with 1' gravel shoulders - 2.34 miles	\$ 375,212.58
Project No. 3544	Douglas Rd, Baseline Rd to Starr Rd (Primary Millage) Renovate and resurface with 2 courses of HMA 4E1 @ 220 lb/syd, 32' wide with 1' gravel shoulders - 1.24 miles	\$ 266.13

**SURFACING PROJECTS CONTINUED**

Project No. 3556	56th St, 136th Ave to 141st Ave Mill & resurface with 1 course of HMA 4E1 @ 220 lb/syd, 32' wide, 1' gravel shoulders - 2.56 miles	\$	407,626.95
Project No. 3557	Patterson Rd, 124th Ave to 129th Ave (Primary Millage) Mill & resurface with 1 course of HMA 4E1 @ 220 lb/syd, 32' wide, 1' gravel shoulders - 2.53 miles	\$	450,050.60
Project No. 3558	46th St, 104th Ave to 108th Ave (Primary Millage & Township) Resurface with 1 course of HMA 4E1 @ 275 lb/syd, 32' wide, 1' gravel shoulders - 2.00 miles	\$	449,998.72
Project No. 3559	104th Ave, 48th St to 46th St (Primary Millage & Township) Resurface with 1 course of HMA 4E1 @ 275 lb/syd, 30' wide, 1' gravel shoulders - 0.99 mile	\$	208,555.81
Project No. 3560	64th St, Blue Star Hwy to 1,000' south of 138th Ave (Primary Millage) Mill & resurface with 1 course of HMA 4E1 @ 220 lb/syd, 32' wide, 1' gravel shoulders - 0.90 mile	\$	168,073.50
Project No. 3561	Lakeshore Dr, 118th Ave to 121st Ave (Primary Millage & Township) Resurface with 1 course of HMA 4E1 @ 275 lb/syd, 28' wide, 2' gravel shoulders - 1.31 miles	\$	470.36

**SPECIAL CONSTRUCTION PROJECTS**

Project No. 3498	48th St at M-40 Intersection improvements	\$	4,317.84
		\$	(10,901.80)
Project No. 1224	Lakeshore Dr washout access	\$	9,373.61
Project No. 1226	Jefferson Rd, Blue Star Hwy, 16th St and 36th St Guardrail replacement	\$	93,627.34

**LOCAL ROAD SYSTEM**

**Construction/Capacity Improvements/Structural Improvements and Special Maintenance**

Figures shown are total expenditures for 2019.

Certain projects listed may be only partially completed.

**ALLEGAN TOWNSHIP**

Dustlayer Program-----	\$	8,768.29
Mowing Program-----	\$	3,257.16
HMA Preventive Maintenance-----	\$	5,897.88
Project No. 4919 - 25th St, 122nd Ave to 123rd Ave and 123rd Ave, 25th St to Watson Township line Reconstruct for future HMA surface-----	\$	24,487.82
Project No. 4032 - 113th Ave, M-89 Hwy to 26th St Mill 2" and resurface with 1 course of HMA 13A @ 275 lb/syd, 30' wide, 1' gravel shoulders-----	\$	7,011.24
Project No. 4033 - Pine Tree St, Lake Dr and Oak Dr Resurface with 1 course of HMA 13A @ 220 lb/syd, cover existing HMA width, 1' topsoil shoulders-----	\$	103,582.38

**CASCO TOWNSHIP**

Dustlayer Program-----	\$	45,123.03
Gravel Resurfacing Program-----	\$	11,461.27
Mowing Program-----	\$	9,113.09
HMA Preventive Maintenance-----	\$	38,047.21
Project No. 4939 - Beethoven St, 0.14 miles west of Blue Star Hwy (Miami Park Drain) Replace 80' of 24" cmp with 80' of 36" poly-coated cmp-----	\$	(2,611.95)
Project No. 4971 - 107th Ave, 66th St to 64th St Crush, shape, resurface with 2 courses of HMA, LVSP @ 165 lb/syd, 22' wide, 1-2' gravel shoulders-----	\$	260,255.09
Project No. 4973 - 107th Ave, 64th St to 62nd St Crush, shape, resurface with 2 courses of HMA, LVSP @ 165 lb/syd, 22' wide, 1-2' gravel shoulders-----	\$	256,955.84
Project No. 4974 - 71st St, 105th Ave to 107th Ave Crush, shape, resurface with 2 courses of HMA, LVSP @ 165 lb/syd, 22' wide, 1-2' gravel shoulders-----	\$	366.01

**CHESHIRE TOWNSHIP**

Dustlayer Program-----	\$	36,305.88
Gravel Resurfacing Program-----	\$	81,837.60
Mowing Program-----	\$	3,468.51
Project No. 4955 - 38th St, 102nd Ave to 108th Ave Resurface with 1 course of HMA 13A @ 220 lb/syd, 26' wide, 2' gravel shoulders-----	\$	359,642.27
Project No. 4956 - Prospect Rd and Lakeview Dr in Rhodes Plat Resurface with 1 course of HMA 13A @ 220 lb/syd, 20' wide, 1' gravel shoulders-----	\$	50,983.31
Project No. 4025 - 44th St, 108th Ave to 112th Ave Resurface with 1 course of HMA 13A @ 220 lb/syd, 26' wide, 2' gravel shoulders-----	\$	804.71
Project No. 4026 - 42nd St, 107th Ave to 108th Ave Resurface with 1 course of HMA 13A @ 220 lb/syd, 26' wide, 2' gravel shoulders-----	\$	934.10
Project No. 4053 - 109th Ave, 37th St east to Trowbridge Township line Peat excavation, backfill, crush, shape, resurface with 2 courses HMA, LVSP @ 165 lb/syd, 22' wide, 1-2' gravel shoulders-----	\$	1,684.99

**CLYDE TOWNSHIP**

Dustlayer Program-----	\$	34,231.26
Mowing Program-----	\$	3,874.76
HMA Preventive Maintenance-----	\$	150,559.99

**DORR TOWNSHIP**

Gravel Resurfacing Program-----	\$	37,407.35
Mowing Program-----	\$	3,152.97
Project No. 4907 - On 22nd St, 142nd Ave to 144th Ave Reconstruct for future HMA surface-----	\$	180.22
Project No. 4987 - 22nd St, 144th Ave to 146th Ave Reconstruct for future HMA surface-----	\$	453,079.14

DORR TOWNSHIP CONTINUED

Project No. 4988 - 143rd Ave, 18th to 17th St; 17th St, 143rd to 144th Ave	
Resurface with 1 course of HMA 4E1 @ 220 lb/syd, 22' wide, 2-3' gravel shoulders-----	\$ 128,105.82
Project No. 4989 - Joan Dr and Joan Ct to 142nd Ave and Janet Dr; Joan Dr south to dead end	
Resurface with 1 course of HMA 5E1 @ 220 lb/syd for north 0.27' of Joan Dr, remainder @ 165 lb/syd, 22' wide, 2-3' gravel shoulders-----	\$ 130,439.98
Project No. 4000 - Century Dr, 142nd Ave north to dead end	
Resurface with 1 course of HMA 4E1 @ 220 lb/syd, 22' wide, 2-3' gravel shoulders-----	\$ 59,000.18
Project No. 4001 - Prairie Ct, 18th St east to dead end	
Resurface with 1 course of HMA 4E1 @ 220 lb/syd, 30' wide, 1' topsoil shoulders-----	\$ 30,768.19
Project No. 4050 - 17th St, 185' north of Nelson Ct	
Replace existing 64' of 24" cmp with 64' of 36" concrete culvert-----	\$ 12,498.59
Project No. 4067 - 138th Ave, 4,000' west of 18th St to 1,800' east of 18th St	
Resurface with 1 course of HMA, LVSP @ 220 lb/syd, 30' wide, 1' gravel shoulders-----	\$ 429.56

FILLMORE TOWNSHIP

Mowing Program-----	\$ 3,803.47
Project No. 4996 - 50th St, 136th Ave to 144th Ave	
Resurface with 1 course of HMA 13A @ 220 lb/syd, 22' wide, 5' gravel shoulders-----	\$ 437,795.71
Project No. 4999 - 52nd St, M-40 Hwy to 146th Ave	
Resurface with 1 course of HMA 13A @ 220 lb/syd, 22' wide, 5' gravel shoulders-----	\$ 952.65
Project No. 6806 - 45th St and 139th Ave	
Repair damage done by Dykhuis Farms tractor-----	\$ 1,291.82

GANGES TOWNSHIP

Dustlayer Program-----	\$ 12,447.74
Gravel Resurfacing Program-----	\$ 51,887.25
Mowing Program-----	\$ 12,197.18
Project No. 4894 - 114th St, 150' west of 71st Ave	
Replace 80' of 10' cmp with 88' of 12' x 8' concrete box culvert, road widening, & guardrail replacement--	\$ 108,298.81
Project No. 4039 - 66th St, Casco Township line north to 113th Ave	
Resurface with 1 course of HMA 13A @ 220 lb/syd, 22' wide, 4-5' gravel shoulders-----	\$ 91,893.59
Project No. 4040 - Recreation Dr, 122nd Ave north to dead end	
Resurface with 1 course of HMA 13A @ 220 lb/syd, 22' wide, 1' topsoil shoulders-----	\$ 76,587.42

GUN PLAIN TOWNSHIP

Dustlayer Program-----	\$ 11,669.75
Mowing Program-----	\$ 5,534.53
Project No. 4927 - 8th St, M-89 to 106th Ave	
Renovate to all season standards and surface with 2 courses of HMA 4E1 @ 220 lb/syd, 34' wide----	\$ 200,154.06

HEATH TOWNSHIP

Dustlayer Program-----	\$ 2,759.25
Gravel Resurfacing Program-----	\$ 22,974.64
Mowing Program-----	\$ 4,591.85
Project No. 4980 - 41st St, 134th Ave to 136th Ave	
Resurface with 1 course of HMA 13A @ 220 lb/syd, 28' wide, 1' - 2' gravel shoulders-----	\$ 164,728.88
Project No. 4981 - Pine Trl, 41st St east to dead end	
Resurface with 1 course of HMA 13A @ 220 lb/syd, 30' wide, 1' topsoil shoulders-----	\$ 30,991.10
Project No. 4982 - 126th Ave, 43rd Ave to M-40 Hwy	
Resurface with 1 course of HMA 13A @ 220 lb/syd, 28' wide, 1' - 2' gravel shoulders-----	\$ 112,308.65
Project No. 4983 - 134th Ave, 47th St to M-40 Hwy	
Resurface with 1 course of HMA 13A @ 220 lb/syd, 28' wide, 1' - 2' gravel shoulders-----	\$ 546.72
Project No. 4984 - 125th Ave, 41st St west to end of pavement	
Resurface with 1 course of HMA 13A @ 220 lb/syd, 28' wide, 1' - 2' gravel shoulders-----	\$ 312.40
Project No. 4985 - 43rd St, 125th Ave south to dead end	
Resurface with 1 course of HMA 13A @ 220 lb/syd, 28' wide, 1' - 2' gravel shoulders-----	\$ 351.46
Project No. 4038 - Hubbard St, 134th Ave to M-40 Hwy	
Mill 2" and resurface with 1 course of HMA 13A @ 220 lb/syd, 22' wide-----	\$ 93,594.39

HOPKINS TOWNSHIP

Gravel Resurfacing Program-----	\$	64,712.65
Mowing Program-----	\$	3,918.08
Project No. 4958 - 126th Ave, 750' west of 14th St		
Replace 30' of 60" cmp with 64' of 84" concrete culvert-----	\$	36,687.24
Project No. 4007 - 13th St, 133rd Ave to 135th Ave		
Resurface with 1 course of HMA 13A @ 220 lb/syd, 22' wide, 4' - 5' gravel shoulders-----	\$	88,920.29
Project No. 4027 - 13th St, 1,000' south of 135th Ave		
Replace existing 70' of 48" x 60" elliptical cmp with 72' of 84" concrete culvert-----	\$	33,343.11
Project No. 4028 - 130th Ave, 1,730' east of 16th St		
Replace existing 36" x 42" masonry structure with 56' of 48" concrete culvert-----	\$	21,817.71

LAKETOWN TOWNSHIP

Dustlayer Program-----	\$	632.98
Mowing Program-----	\$	2,233.67
Project No. 4002 - 144th Ave, 60th St to 64th St		
Resurface with 1 course of HMA 13A @ 220 lb/syd, 28' wide, 1' gravel shoulders-----	\$	314,509.88
Project No. 4003 - State Park Dr, 138th Ave to Saugatuck Dunes State Park north west entrance		
Resurface with 1 course of HMA 13A @ 220 lb/syd, 30' wide, 1' gravel shoulders-----	\$	46,255.49
Project No. 4004 - 138th Ave, State Park Dr west to dead end		
Resurface with 1 course of HMA 13A @ 220 lb/syd, 22' wide, 1' gravel shoulders-----	\$	36,648.07
Project No. 4005 - 139th Ave, 62nd St west to dead end		
Resurface with 1 course of HMA 13A @ 220 lb/syd, 22' wide, 5' gravel shoulders-----	\$	43,214.78
Project No. 4047 - 144th Ave, 1,090' east of 64th St		
Replace existing 50' of 48" x 72" elliptical cmp with 72' of 72" concrete culvert-----	\$	41,996.99
Project No. 4069 - 138th Ave and Beeline Rd; 64th St to 142nd Ave		
Resurface with 1 course of HMA, LVSP @ 220 lb/syd, 22' wide, 4' - 5' gravel shoulders-----	\$	468.62
Project No. 4070 - 138th Ave, State Park Dr to 64th St		
Resurface with 1 course of HMA, LVSP @ 220 lb/syd, 32' wide, 1' gravel shoulders-----	\$	507.67

LEE TOWNSHIP

Dustlayer Program-----	\$	24,895.46
Gravel Resurfacing Program-----	\$	26,480.79
Mowing Program-----	\$	3,634.50
Project No. 4011 - 58th St, 106th Ave to 109th Ave		
Resurface with 1 course of HMA 13A @ 165 lb/syd, 22' wide, 5' gravel shoulders-----	\$	157,321.77
Project No. 4049 - 49th St, 2,400' north of 104th Ave		
Replace existing deck on 12.7' x 15.7' concrete structure-----	\$	18,813.39

LEIGHTON TOWNSHIP

Dustlayer Program-----	\$	39,417.82
Gravel Resurfacing Program-----	\$	29,179.16
Mowing Program-----	\$	3,230.07
HMA Preventive Maintenance-----	\$	78,597.81
Project No. 4908 - 144th Ave, Kalamazoo Dr to Sunrise Trail		
Reconstruct for future HMA surface-----	\$	840,063.39
Project No. 4010 - West Shore Dr, 145th Ave to 6th St		
Mill 2" and resurface with 1 course of HMA 13A @ 220 lb/syd, 22' wide, 1-2' gravel shoulders-----	\$	100,410.99

MANLIUS TOWNSHIP

Dustlayer Program-----	\$	15,870.87
Mowing Program-----	\$	3,070.58

MARTIN TOWNSHIP

Dustlayer Program-----	\$	24,454.57
Gravel Resurfacing Program-----	\$	98,516.27
Mowing Program-----	\$	3,226.88
Project No. 4048 - 122nd Ave, 10th St to 6th St		
Reconstruct for future HMA surface-----	\$	1,893.45

MONTEREY TOWNSHIP

Gravel Resurfacing Program-----	\$ 17,197.38
Mowing Program-----	\$ 4,578.38
HMA Preventive Maintenance-----	\$ 10,321.30
Project No. 4991 - 127th Ave, 32nd St to 30th St	
Resurface with 1 course of HMA 13A @ 220 lb/syd, 30' wide, 1' gravel shoulders-----	\$ 126,444.53
Project No. 4992 - 34th St, 130th Ave to 132nd Ave	
Reconstruct for future HMA surface-----	\$ 16,740.11
Project No. 4975 - 136th Ave, 30th St to 28th St (50/50 with Salem)	
Replace 3 existing culverts with concrete box culverts-----	\$ 211,914.18

OTSEGO TOWNSHIP

Dustlayer Program-----	\$ 52,554.87
Gravel Resurfacing Program-----	\$ 13,536.09
Mowing Program-----	\$ 2,792.66
Project No. 4041 - 19th St, approximately 300' south of 103rd Ave	
Replace existing 50' x 30" cmp with 56' of 48" concrete culvert-----	\$ 22,629.46
Project No. 4945 - 110th, 15th St east to Gun Plain Township line. Twp did not award contract.	
Resurface with 1 course of HMA 13A @ 220 lb/syd, 22' wide, 3-5' gravel shoulders-----	\$ 856.79
Project No. 4012 - 110th Ave, 15th St to Gun Plain Township line; 15th St, 110th Ave to 111th Ave	
Clearing, ditch establishment, culvert replacements, and restoration-----	\$ 1,622.75
Project No. 4013 - 110th Ave, 15th St to Gun Plain Township line; 15th St, 110th Ave to 111th Ave	
Crush, shape, resurface with 2 courses of HMA 4E1 @ 165 lb/syd, 22' wide, 4-5' gravel shoulders-----	\$ 666.35
Project No. 4022 - 104th Ave and 18th St, 19th St to Jefferson Rd; 104th Ave, 18th St to Otsego City Limits	
Resurface with 1 course of HMA 13A @ 220 lb/syd, 22' wide, 4-5' gravel shoulders-----	\$ 171,807.68
Project No. 4023 - 102nd Ave/19th St/103rd Ave, 21st St to Jefferson Rd	
Resurface with 1 course of HMA 13A @ 220 lb/syd, 22' wide, 4-5' gravel shoulders-----	\$ 305,362.41

OVERISEL TOWNSHIP

Dustlayer Program-----	\$ 6,735.05
Mowing Program-----	\$ 4,245.23
Project No. 4954 - 46th St, 170' south of 143rd Ave	
Replace 64' of 7' x 9' cmp with 64' of 8' x 16' concrete box-----	\$ 219,738.67
Project No. 4970 - 141st Ave, 45th St to 43rd St	
Reconstruct for future HMA surface-----	\$ 357,492.43
Project No. 4994 - 45th St, 140th Ave to 142nd Ave	
Resurface with 1 course of HMA 13A @ 220 lb/syd, 22' wide, 5' gravel shoulders-----	\$ 119,176.04
Project No. 4995 - 44th St, 0.5 mi south of 147th Ave to Ottogan St	
Resurface with 1 course of HMA 13A @ 220 lb/syd, 22' wide, 5' gravel shoulders-----	\$ 123,659.09
Project No. 4016 - 141st Ave, 45th St to 43rd St	
Surface with 2 courses of HMA 13A @ 165 lb/syd, 22' wide, 5' gravel shoulders-----	\$ 1,593.30
Project No. 4018 - 137th Ave, 47th St to 43rd Ave	
Resurface with 1 course of HMA 13A @ 220 lb/syd, 22' wide, 5' gravel shoulders-----	\$ 573.53
Project No. 4019 - 138th Ave, 43rd St to 40th St	
Resurface with 1 course of HMA 13A @ 220 lb/syd, 22' wide, 5' gravel shoulders-----	\$ 554.58
Project No. 4020 - 40th St, 138th Ave to 140th Ave	
Resurface with 1 course of HMA 13A @ 220 lb/syd, 22' wide, 5' gravel shoulders-----	\$ 110,122.60
Project No. 4021 - 138th Ave, 380' east of 42nd St	
Replace existing 6' x 9' timber box culvert with 16' by 6' concrete box-----	\$ 156.21
Project No. 4046 - 40th St, 950' S of 140th Ave	
Replace existing 64' of 48" x 72" cmp with 64' of 84" concrete culvert-----	\$ 43,029.64
Project No. 4017 - 36th St, 136th Ave to 139th Ave (50/50 with Salem)	
Resurface with 1 course of HMA 13A @ 220 lb/syd, 32' wide, 1' gravel shoulders-----	\$ 277.29

SALEM TOWNSHIP

Mowing Program-----	\$ 5,189.97
Project No. 4852 - 139th Ave, 36th St to 35th St	
Reconstruct for future HMA surface-----	\$ 251,170.06



SALEM TOWNSHIP CONTINUED

Project No. 4948 - 144th Ave, 26th St to 28th St Resurface with 1 course of HMA 13A @ 220 lb/syd, 28' wide, 2' gravel shoulders-----	\$ 116,337.48
Project No. 4949 - 144th Ave, 30th to 32th St Resurface with 1 course of HMA 13A @ 220 lb/syd, 28' wide, 2' gravel shoulders-----	\$ 113,064.55
Project No. 4966 - 144th Ave, approximately 1,850' west of 30th St Replace 72' of 48" cmp with 72' of 60" concrete culvert-----	\$ 28,419.74
Project No. 4975 - 136th Ave, 30th St to 28th St (50/50 with Monterey) Replace 3 existing culverts with concrete box culverts-----	\$ 211,914.19
Project No. 4017 - 36th St, 136th Ave to 139th Ave (50/50 with Overisel) Resurface with 1 course of HMA 13A @ 220 lb/syd, 32' wide, 1' gravel shoulders-----	\$ 277.29
Project No. 4009 - 28th St, 146th Ave to 0.5 miles south Reconstruct for future HMA surface-----	\$ 232,445.17
Project No. 4014 - Ottogan St, 30th St to 26th St Reconstruct for future HMA surface-----	\$ 39,532.52
Project No. 4015 - Ottogan St, 30th St to 26th St Surface with 2 courses of HMA 4E1 @ 165 lb/syd, 32' wide, 1' gravel shoulders-----	\$ 1,084.89

SAUGATUCK TOWNSHIP

Dustlayer Program-----	\$ 7,742.33
Mowing Program-----	\$ 8,053.69
HMA Preventive Maintenance-----	\$ 95,933.71
Project No. 4976 - 63rd St, Old Allegan Rd to 136th Ave Resurface with 1 course of HMA 13A @ 220 lb/syd, 28' wide, 2' gravel shoulders-----	\$ 223,509.80
Project No. 4977 - Ototeman Way and Wakama Way, 64th St east to dead ends Resurface with 1 course of HMA 13A @ 220 lb/syd, 30' wide, 1' topsoil shoulders-----	\$ 61,749.40
Project No. 4978 - Riverside Dr, Holland St north to end Resurface with 1 course of HMA 13A @ 220 lb/syd, 20' wide, 1' gravel shoulders-----	\$ 34,957.36
Project No. 4979 - Lorrimar Lane, Old Allegan south to dead end Resurface with 1 course of HMA 13A @ 220 lb/syd, 24' wide, 1-2' gravel shoulders-----	\$ 64,491.52
Project No. 4060 - Sambroek Ln, Whiteside Ln, and Keppel Ln Resurface with 1 course of HMA, LVSP @ 220 lb/syd, 30' wide, 1' topsoil shoulders-----	\$ 274.52
Project No. 4062 - Clearbrook Dr, Blue Star Hwy to 65th St Resurface with 1 course of HMA, LVSP @ 220 lb/syd, 28' wide, 1-2' gravel shoulders-----	\$ 366.01
Project No. 4063 - Clearbrook Ct, Clearbrook Dr south to end Resurface with 1 course of HMA, LVSP @ 220 lb/syd, 30' wide, 1' topsoil shoulders-----	\$ 183.01
Project No. 400008 - 128th Ave, 66th St to 64th St Resurface with 1 course of HMA, LVSP @ 220 lb/syd, 28' wide, 1-2' gravel shoulders-----	\$ 274.52

TROWBRIDGE TOWNSHIP

Dustlayer Program-----	\$ 19,708.91
Gravel Resurfacing Program-----	\$ 15,174.19
Mowing Program-----	\$ 3,085.01
Project No. 4993 - 104th Ave, 450' west of 28th St Replace 64' of 36" cmp with 64' of 48" polycoated cmp-----	\$ 30,936.88
Project No. 4006 - 104th Ave, 32nd St to 30th St Resurface with 1 course of HMA 13A @ 220 lb/syd, 22' wide, 4' gravel shoulders-----	\$ 165,333.33

VALLEY TOWNSHIP

Dustlayer Program-----	\$ 13,485.05
Gravel Resurfacing Program-----	\$ 20,698.67
Mowing Program-----	\$ 7,401.79

WATSON TOWNSHIP

Dustlayer Program-----	\$ 33,452.03
Gravel Resurfacing Program-----	\$ 83,395.64
Mowing Program-----	\$ 3,372.25
Project No. 4986 - 21st St, 1960' south of M-222 Hwy Replace existing twin 63" x 87" cmp with 16' x 6' concrete box culvert-----	\$ 167,855.70

WATSON TOWNSHIP CONTINUED

Project No. 4029 - 21st St, 1,850' north of M-222 Hwy		
Replace existing 38' of 72" cmp with 56' of 96" concrete culvert-----	\$	856.79
Project No. 4030 - 21st St, 4,080' north of M-222 Hwy		
Replace existing 50' of 60" cmp with 64' of 84" concrete culvert-----	\$	856.79

WAYLAND TOWNSHIP

Dustlayer Program-----	\$	48,890.56
Gravel Resurfacing Program-----	\$	32,290.46
Mowing Program-----	\$	3,345.92
Project No. 4042 - 6th St and 131st Ave, Gregorville Rd to 4th St		
Reconstruct for future HMA surface-----	\$	17,058.29

**BRIDGE REPLACEMENT PROGRAM - 2019 PROGRESS REPORT**  
 Costs for calendar year 2019 are shown for all projects listed below.  
 Total project costs through the end of the year are shown in parentheses.

PRIMARY ROAD SYSTEM BRIDGE PROJECTS

Project No. 3917	10th St over Gun River, north of 107th Ave (SN #206) Deck waterproofing and HMA surface replacement	\$ 53.20 \$ (42,843.79)
Project No. 3918	10th St over Consolidated Railroad, north of 126th Ave (SN #210) Deck waterproofing and HMA surface replacement	\$ 53.20 \$ (51,101.62)
Project No. 3919	30th St over Rabbit River, south of 140th Ave (SN# 200) Remove structure and replace with pre-stressed concrete I-beams, concrete deck and related approach work	\$ 69,807.77 \$ (1,747,111.34)
Project No. 3920	109th Ave, west of 48th St (SN# 171) Deck waterproofing, HMA surface replacement, and guardrail	\$ 5,846.17 \$ (822,781.51)
Project No. 3921	109th Ave, east of 68th St (SN# 170) Deck waterproofing, HMA surface replacement, and guardrail	\$ 590.14 \$ (88,725.28)
Project No. 3922	46th St, south of 107th Ave (SN# 196) Deck waterproofing and HMA surface replacement	\$ (302.68) \$ (41,461.98)
Project No. 3923	56th St, north of 104th Ave (SN# 193) Remove structure and replace with pre-stressed concrete I-beams, concrete deck and related approach work	\$ 181,755.50 \$ (1,197,289.26)
Project No. 3924	146th Ave, west of 48th St (SN# 189) Remove structure and replace with pre-stressed concrete I-beams, concrete deck and related approach work	\$ 8,166.75

LOCAL ROAD SYSTEM BRIDGE PROJECTS

Project No. 5033	66th St, south of 110th Ave (SN#221) Deck waterproofing, HMA surface replacement, and guardrail	\$ 932.86 \$ (106,843.90)
Project No. 5034	65th St, south of 104th Ave (SN#214) Deck waterproofing, HMA surface replacement, and guardrail	\$ 1,241.69 \$ (121,952.11)
Project No. 5035	62nd St, south of 104th Ave (SN#223) Deck waterproofing, HMA surface replacement, and guardrail	\$ 649.39 \$ (102,381.82)
Project No. 5036	34th St, south of 140th Ave (SN#301) Deck waterproofing, HMA surface replacement, and guardrail	\$ 1,592.37 \$ (102,619.46)
Project No. 5037	24th St, north of 142nd Ave (SN#234) Deck waterproofing and HMA surface replacement	\$ 406.43 \$ (101,990.50)
Project No. 5038	22nd St, north of 142nd Ave (SN#236) Deck waterproofing, HMA surface replacement, and guardrail	\$ 1,181.68 \$ (101,641.63)
Project No. 5039	22nd St, north of 135th Ave (SN#258) Deck waterproofing, HMA surface replacement, and guardrail	\$ 1,465.12 \$ (103,437.08)

**CERTIFIED ROAD MILEAGE & NUMBER OF BRIDGES 2019**  
**(South and West Township Lines are credited to that township)**

<b>TOWNSHIP</b>	<b>MILES OF PRIMARY ROADS</b>	<b>MILES OF LOCAL ROADS</b>	<b>NUMBER OF PRIMARY BRIDGES (20 foot span or more)</b>	<b>NUMBER OF LOCAL BRIDGES (20 foot span or more)</b>
ALLEGAN	31.47	26.63	None	None
CASCO	27.09	68.23	3 (1)	14 (7)
CHESHIRE	23.52	58.08	3 (0)	3 (2)
CLYDE	19.61	47.50	1 (0)	2 (0)
DORR	20.98	73.84	1 (0)	11 (4)
FILLMORE	28.93	41.80	5 (1)	5 (0)
GANGES	33.89	38.02	3 (0)	3 (1)
GUN PLAIN	23.40	47.82	3 (1)	5 (0)
HEATH	13.27	51.82	None	None
HOPKINS	21.04	55.50	6 (2)	14 (2)
LAKETOWN	15.71	47.45	None	1 (0)
LEE	23.70	71.60	3 (0)	5 (0)
LEIGHTON	26.25	61.47	1 (0)	3 (0)
MANLIUS	9.33	51.83	1 (0)	1 (0)
MARTIN	19.15	56.63	4 (0)	3 (0)
MONTEREY	18.38	58.19	None	1 (0)
OTSEGO	18.79	56.69	3 (0)	3 (0)
OVERISEL	21.57	74.69	3 (0)	12 (1)
SALEM	21.03	61.04	3 (0)	12 (2)
SAUGATUCK	21.12	32.67	1 (0)	None
TROWBRIDGE	17.64	49.72	2 (0)	3 (1)
VALLEY	17.92	49.22	1 (1)	1 (0)
WATSON	14.31	53.86	None	3 (1)
WAYLAND	32.80	42.83	1 (0)	2 (1)
<b>TOTAL</b>	<b>520.90</b>	<b>1277.13</b>	<b>48 (6)</b>	<b>107 (22)</b>

The numbers in parenthesis are the bridges that are structurally deficient or functionally obsolete.

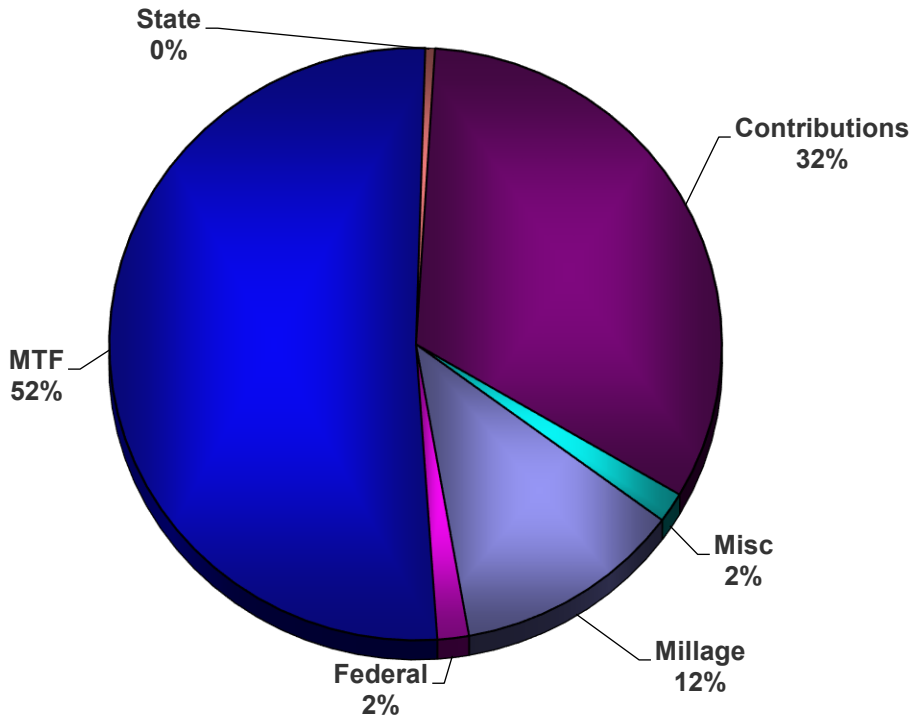
**CERTIFIED URBAN AREA MILEAGE**

(These mileages are also included in the total certified road mileages listed above.)

<u>TOWNSHIP</u>	<u>PRIMARY ROADS</u>	<u>LOCAL ROADS</u>
ALLEGAN	9.11	9.40
CASCO	2.12	2.64
FILLMORE	4.15	9.38
GUN PLAIN	5.98	8.51
LAKETOWN	5.45	16.83
OTSEGO	6.04	13.07
OVERISEL	0.00	1.43
TROWBRIDGE	0.25	0.43
<b>TOTAL</b>	<b>33.10</b>	<b>61.69</b>

# 2019 Revenues

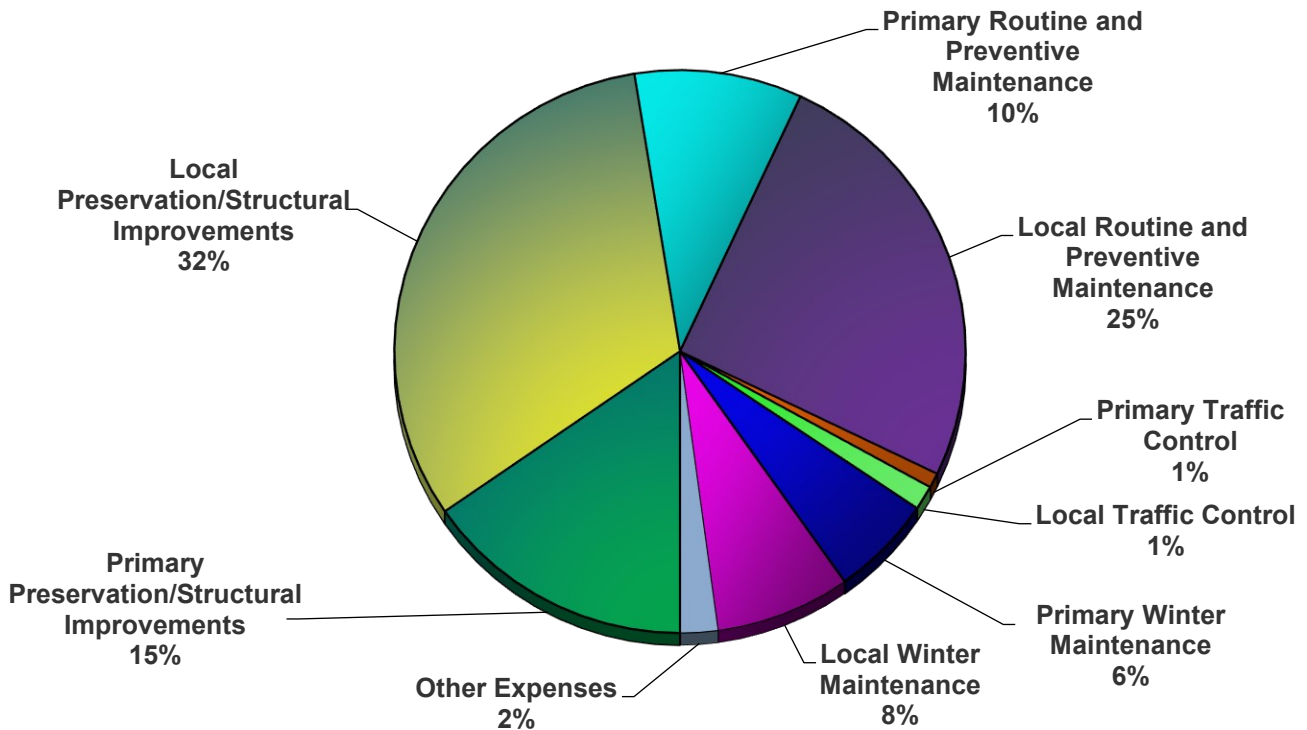
## \$29,523,115.28



50% of the Primary Road Fund, Total MTF revenue was transferred to the Local Road Fund in 2019.

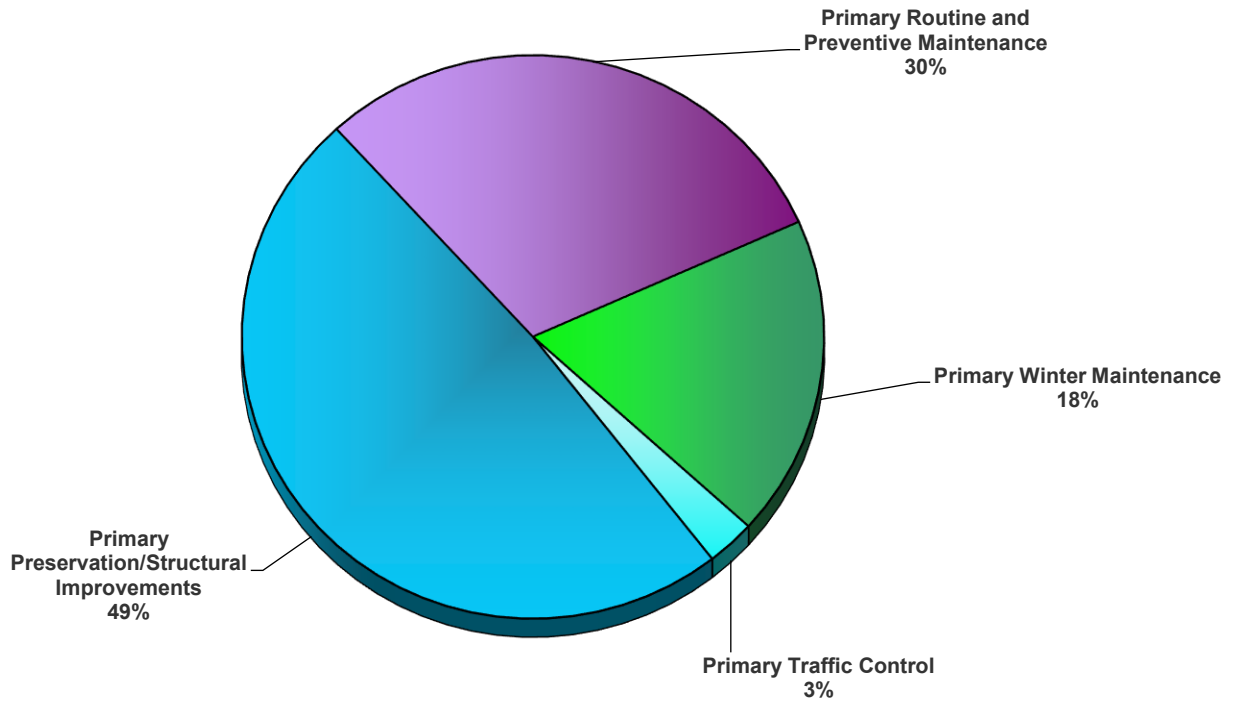
# 2019 Expenses

## \$27,913,401.07



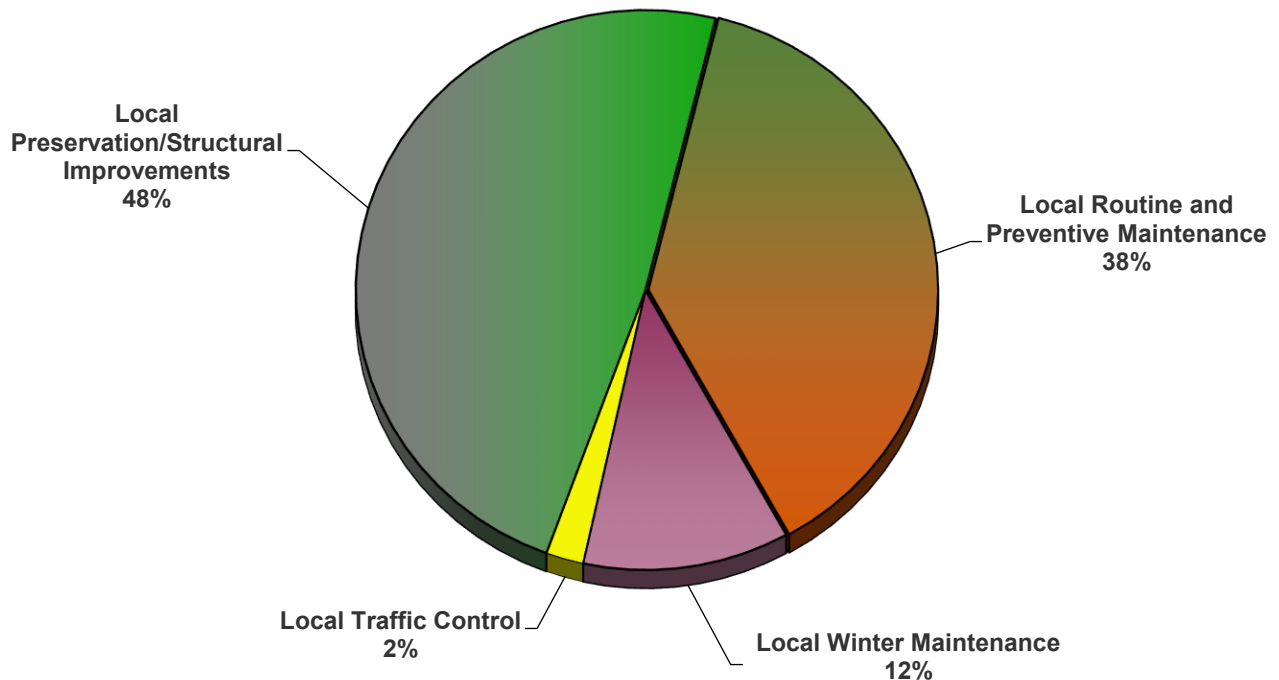
# 2019 Primary Road Expenses

## \$8,804,128.94

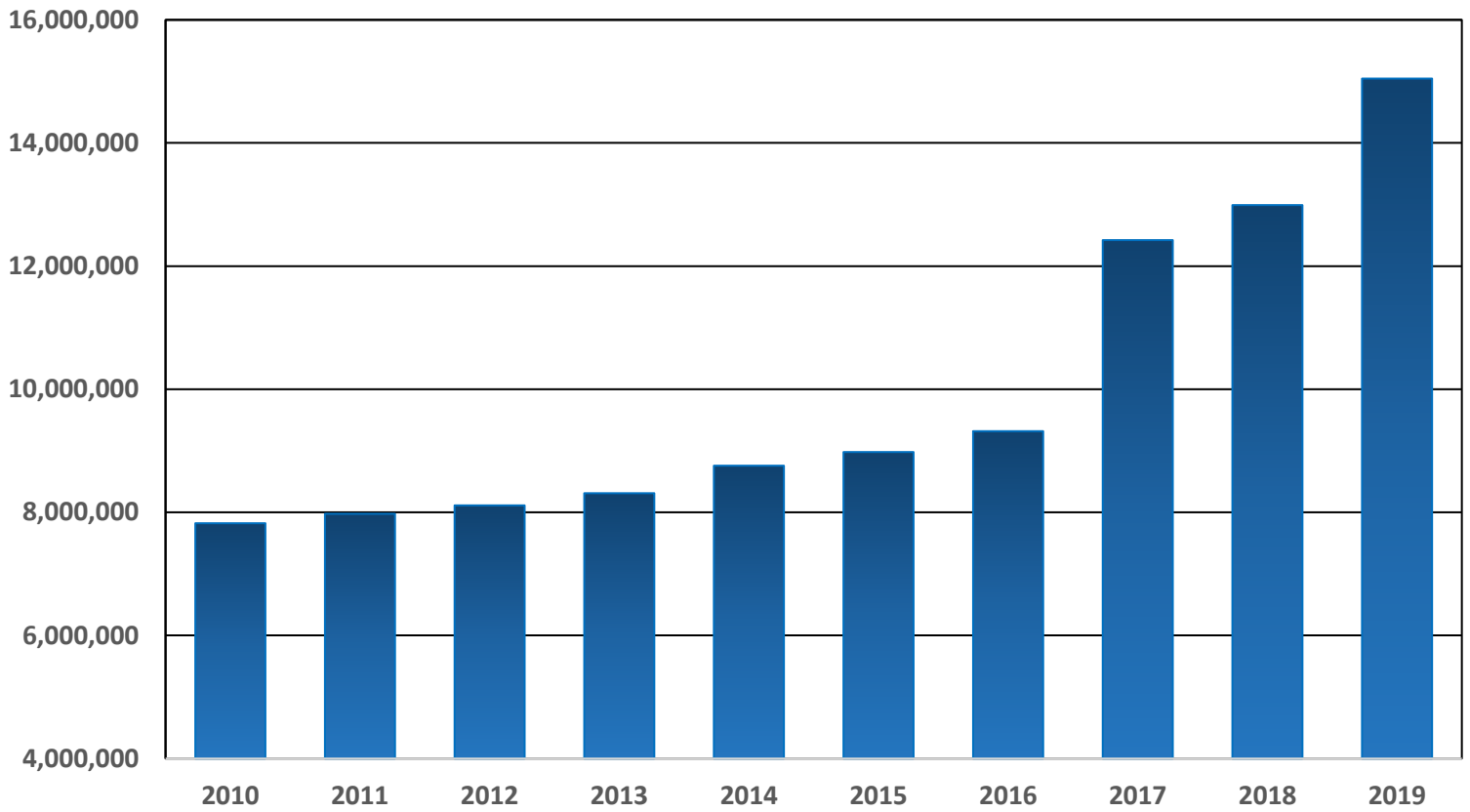


# 2019 Local Road Expenses

## \$18,513,010.61



# Michigan Transportation Funds



# Winter Maintenance

