



**2017**

**ANNUAL REPORT**



## ALLEGAN COUNTY ROAD COMMISSION

October 3, 2018


Honorable Board of County Commissioners  
Of Allegan County  
County Building  
Allegan, Michigan 49010

In compliance with the statutes relative thereto, the Board of County Road Commissioners herewith submits its ANNUAL REPORT for the year ending December 31, 2017.

Very truly yours,

BOARD OF COUNTY ROAD COMMISSIONERS

  
John G. Kleinheksel, Vice-Chairman

  
Larry W. Brown, Member

# **ANNUAL REPORT**

**OF THE**

**BOARD OF COUNTY ROAD COMMISSIONERS**

**OF**

**ALLEGAN COUNTY, MICHIGAN**

**TO THE**

**BOARD OF COUNTY COMMISSIONERS**

**ALLEGAN COUNTY, MICHIGAN**

**FOR THE CALENDAR YEAR**

**2017**

## **BOARD OF COMMISSIONERS**

Robert Kaarlie, Chairman

John Kleinheksel, Vice-Chairman

James Rybicki, Member

## **STAFF**

Craig Atwood, Managing Director

Jason Edwards, County Highway Engineer

Claire Patrick, Business Manager

Phil Kernodle, Maintenance Superintendent

Walter Jansen, Equipment Superintendent

TABLE OF CONTENTS

Balance Sheet . . . . . 1

Capital Asset Account Group . . . . . 2

Statement of Revenues . . . . . 3

Statement of Expenditures . . . . . 5

Statement of Changes in Fund Balance . . . . . 6

Equipment Expenses . . . . . 7

Distributive - Fringe . . . . . 8

Distributive - Overhead. . . . . 9

Schedule of Capital Outlay . . . . . 10

Distribution of Gain or Loss on Disposal of Equipment . . . . . 10

Preservation Expenditures - 90% of MTF . . . . . 11

Ten Years Qualified Expenditures - Non-Motorized Improvements . . . . . 12

Indirect Equipment and Storage Expense . . . . . 13

Administrative Expense Schedule . . . . . 14

Construction/Capacity Improvements/Structural Improvements . . . . . 15

Schedule of Township Mileage and Population . . . . . 16

Schedule of Township Expenditures and Contributions . . . . . 17

Analysis of Fringe Benefits . . . . . 18

Analysis of Maintenance Expenditures . . . . . 19

Capital Outlay - Detail . . . . . 20

Township Contributions . . . . . 21

Report of Progress - 2017 . . . . . 22

Primary Road System - Construction/Capacity Improvements/Structural  
Improvements (Detailed Description) . . . . . 23

Local Road System - Construction/Capacity Improvements/Structural  
Improvements and Special Maintenance(Detailed Description) . . . . . 26

Bridge Replacement Program - 2017 . . . . . 30

Certified Road Miles & Number of Bridges . . . . . 31

Charts and Graphs . . . . . 32

Allegan  
Year Ended - 2017  
Start: 01/01/2017 End: 12/31/2017

BALANCE SHEET

Assets

General Operating Fund

1. Cash	\$3,868,750.98
2. Investments	840,568.51
3. Accounts Receivable :	
a. Michigan Transportation Fund	1,949,838.92
b. State Trunkline Maintenance	0.00
c. State Transportation Department - Other	0.00
d. Due on County Road Agreement	2,129,754.71
e. Due on Special Assessment	0.00
f. Sundry Accounts Receivable	3,482,695.79

Inventories/ Pre-Paid Insurance/ Other

4. Deferred Expense State Aid	0.00
5. Road Materials	602,906.25
6. Equipment Materials and Parts	630,627.24
7. Prepaid Insurance	115,872.28
8. Deferred Expense - Federal Aid	0.00
9. Other	0.00

10. TOTAL ASSETS	\$13,621,014.68
------------------	-----------------

Liabilities and Fund Balances

Liabilities

11. Accounts Payable	\$361,283.73
12. Notes Payable (Short Term)	0.00
13. Accrued Liability	379,895.84
14. Advances	0.00
15. Deferred Revenue - Special Assessment District	0.00
16. Deferred Revenue - EDF Forest Rd.(E)	0.00
17. Deferred Revenue	3,391,808.27
18. Other	0.00

Fund Balances

19. Primary Road Fund	4,085,951.25
20. Local Road Fund	3,910,621.21
21. County Road Commission Fund	1,491,454.38
22. Total Fund Balances	9,488,026.84

23. TOTAL LIABILITIES AND FUND BALANCES	\$13,621,014.68
---	-----------------

Allegan

Year Ended - 2017

Start: 01/01/2017 End: 12/31/2017

CAPITAL ASSETS ACCOUNT GROUP

<u>Assets</u>	(A)	(B)
24. Land		\$0.00
25. Land Improvements	\$139,786.68	
25 a.Less: Accumulated Depreciation	0.00	139,786.68
26. Depletable Assets	0.00	
26 a.Less: Accumulated Depreciation	0.00	0.00
27. Buildings	9,807,607.15	
27 a.Less: Accumulated Depreciation	(1,149,926.05)	8,657,681.10
28. Equipment - Road	14,160,856.56	
28 a.Less: Accumulated Depreciation	(11,925,367.37)	2,235,489.19
29. Equipment - Shop	124,368.06	
29 a.Less: Accumulated Depreciation	(72,608.44)	51,759.62
30. Equipment - Engineers	47,183.87	
30 a.Less: Accumulated Depreciation	(10,051.26)	37,132.61
31. Equipment - Yard and Storage	1,052,528.93	
31 a.Less: Accumulated Depreciation	(417,534.47)	634,994.46
32. Equipment and Furniture - Office	67,007.93	
32 a.Less: Accumulated Depreciation	(28,705.11)	38,302.82
33. Infrastructure	263,741,704.66	
33 a.Less: Accumulated Depreciation	(70,253,513.69)	193,488,190.97
34. Vehicles	0.00	
34 a.Less: Accumulated Depreciation	0.00	0.00
35. Construction Work in Progress		0.00
	36. Total Assets	<u>\$205,283,337.45</u>
 <u>Equities</u>		
37. Plant and Equipment Equity		
	37 a.Primary	11,792,133.50
	37 b.Local	3,012.98
	37 c.Co. Road Comm.	0.00
	37 d.Infrastructure	193,488,190.97
	38. Total Equities	<u>\$205,283,337.45</u>
 <u>Long Term Debt</u>		
39. Bonds Payable (Act 51)		6,183,210.00
40. Notes Payable (Act 143)		0.00
41. Vested Vacation and Sick Leave Payable		376,611.39
42. Installment/Lease Purchase Payable		0.00
43. Other		0.00
	44. Total Liabilities	<u>\$6,559,821.39</u>
 <u>Fiduciary Fund</u>		
45. Deferred Compensation (Pension) Plan		<u>\$1,304,261.54</u>

Allegan

Year Ended - 2017

Start: 01/01/2017 End: 12/31/2017

STATEMENT OF REVENUES

	Primary Road Fund (P)	Local Road Fund (L)	Co. Road Comm. Fund (C)	Total (T)
<u>Contributions From Local Units</u>				
73. City and Village	\$56,744.45	\$11,382.92	\$0.00	\$68,127.37
74. Township Contr.	110,407.00	7,440,178.44	0.00	7,550,585.44
75. Other	0.00	0.00	0.00	0.00
76. Total Contributions	<u>167,151.45</u>	<u>7,451,561.36</u>	<u>0.00</u>	<u>7,618,712.81</u>
<u>Charges for Service</u>				
77. Trunkline Maintenance	0.00		0.00	0.00
78. Trunkline Non-maintenance	0.00		0.00	0.00
79. Salvage Sales	0.00	0.00	17,281.90	17,281.90
80. Other	7,166.39	2,040.80	3,835.39	13,042.58
81. Total Charges	<u>7,166.39</u>	<u>2,040.80</u>	<u>21,117.29</u>	<u>30,324.48</u>
<u>Interest and Rents</u>				
82. Interest Earned	15,487.66	11,047.87	6,397.62	32,933.15
83. Property Rentals	0.00	0.00	0.00	0.00
84. Total Interest/Rents	<u>15,487.66</u>	<u>11,047.87</u>	<u>6,397.62</u>	<u>32,933.15</u>
<u>Other</u>				
85. Special Assessments	0.00	0.00	0.00	0.00
86. Land and Bldg. Sales	0.00	0.00	0.00	0.00
87. Sundry Refunds	0.00	0.00	0.00	0.00
88. Gain (Loss) Equip. Disp.	15,558.53	4.34	0.00	15,562.87
89. Contributions from Private Sources	0.00	0.00	163,540.13	163,540.13
90. Other	0.00	0.00	0.00	0.00
91. Total Other	<u>15,558.53</u>	<u>4.34</u>	<u>163,540.13</u>	<u>179,103.00</u>
<u>Other Financing Sources</u>				
92. County Appropriation	0.00	0.00	0.00	0.00
93. Bond Proceeds	0.00	0.00	0.00	0.00
94. Note Proceeds	0.00	0.00	0.00	0.00
95. Inst. Purch./Leases	0.00	0.00	0.00	0.00
96. Total Other Fin. Sources	<u>0.00</u>	<u>0.00</u>	<u>0.00</u>	<u>0.00</u>
97. TOTAL REVENUE AND OTHER FINANCING SOURCES	<u>\$15,173,844.90</u>	<u>\$13,002,068.55</u>	<u>\$603,608.49</u>	<u>\$28,779,521.94</u>

Allegan

Year Ended - 2017

Start: 01/01/2017 End: 12/31/2017

STATEMENT OF REVENUES

	Primary Road Fund (P)	Local Road Fund (L)	Co. Road Comm. Fund (C)	Total (T)
<u>Taxes</u>				
46. County Wide Millage	\$3,401,281.95	\$0.00	\$0.00	\$3,401,281.95
47. Other	0.00	0.00	0.00	0.00
48. Total Taxes	<u>3,401,281.95</u>	<u>0.00</u>	<u>0.00</u>	<u>3,401,281.95</u>
<u>Licenses and Permits</u>				
49. Specify	0.00	0.00	57,553.45	57,553.45
<u>Federal Sources</u>				
50. Surface Tran. Program (STP)	1,294,492.97	0.00	0.00	1,294,492.97
51. C Funds - Federal	0.00	0.00	0.00	0.00
52. D Funds - Federal	0.00	0.00	0.00	0.00
53. Bridge	0.00	862,478.84	0.00	862,478.84
54. High Priority	0.00	0.00	0.00	0.00
55. Other	1,200,000.00	0.00	355,000.00	1,555,000.00
56. Total Federal Sources	<u>2,494,492.97</u>	<u>862,478.84</u>	<u>355,000.00</u>	<u>3,711,971.81</u>
STATE SOURCES				
<u>Michigan Transportation Fund</u>				
57. Engineering	6,422.34	3,577.66		10,000.00
58. Snow Removal	0.00	123,548.65		123,548.65
59. Urban Road	385,997.58	124,553.18		510,550.76
60. Allocation	7,649,998.99	4,261,541.04		11,911,540.03
61. Total MTF	<u>8,042,418.91</u>	<u>4,513,220.53</u>		<u>12,555,639.44</u>
<u>Other</u>				
62. Local Bridge	846,795.67	161,714.81		1,008,510.48
63. Other	0.00	0.00	0.00	0.00
64. Total Other	<u>846,795.67</u>	<u>161,714.81</u>	<u>0.00</u>	<u>1,008,510.48</u>
<u>Economic Development Fund</u>				
65. Target Industries (A)	0.00	0.00		0.00
66. Urban Congestion (C)	0.00	0.00		0.00
67. Rural Primary (D)	183,491.37	0.00		183,491.37
68. Forest Road (E)	0.00	0.00		0.00
69. Urban Area (F)	0.00	0.00		0.00
70. Other	0.00	0.00		0.00
71. Total EDF	<u>183,491.37</u>	<u>0.00</u>		<u>183,491.37</u>
72. Total State Sources	<u>\$9,072,705.95</u>	<u>\$4,674,935.34</u>	<u>\$0.00</u>	<u>\$13,747,641.29</u>



Allegan

Year Ended - 2017

Start: 01/01/2017 End: 12/31/2017

STATEMENT OF EXPENDITURES

	Primary Road Fund (P)	Local Road Fund (L)	Co. Road Comm. Fund (C)	Total (T)
<u>Construction/ Capacity Improvement</u>				
98. Roads	\$0.00	\$0.00		\$0.00
99. Structures	0.00	0.00		0.00
100. Roadside Parks	0.00	0.00		0.00
101. Special Assessments	0.00	0.00		0.00
102. Other	0.00	0.00		0.00
103. Total Construction/Cap. Imp.	<u>0.00</u>	<u>0.00</u>		<u>0.00</u>
<u>Preservation - Structural Improvements</u>				
104. Roads	4,845,092.94	5,787,568.74		10,632,661.68
105. Structures	1,116,938.65	1,212,419.46		2,329,358.11
106. Safety Projects	834,575.29	0.00		834,575.29
107. Roadside Parks	0.00	0.00		0.00
108. Special Assessments	0.00	0.00		0.00
109. Other	0.00	0.00		0.00
110. Total Preservation - Struct. Imp.	<u>6,796,606.88</u>	<u>6,999,988.20</u>		<u>13,796,595.08</u>
<u>Maintenance</u>				
111. Roads	2,314,624.83	6,321,367.11		8,635,991.94
112. Structures	3,045.31	27,348.75		30,394.06
113. Roadside Parks	0.00	0.00		0.00
114. Winter Maintenance	1,003,787.30	1,244,127.54		2,247,914.84
115. Traffic Control	183,780.10	475,709.44		659,489.54
116. Total Maintenance	<u>3,505,237.54</u>	<u>8,068,552.84</u>		<u>11,573,790.38</u>
117. Total Construction, Preservation And Maintenance	<u>10,301,844.42</u>	<u>15,068,541.04</u>		<u>25,370,385.46</u>
<u>Other</u>				
118. Trunkline Maintenance	0.00		0.00	0.00
119. Trunkline Non-maintenance	0.00		0.00	0.00
120. Administrative Expense	353,843.33	517,567.78		871,411.11
121. Equipment - Net	(82,124.21)	(249,285.67)	0.00	(331,409.88)
122. Capital Outlay - Net	(315,912.13)	(364.51)	0.00	(316,276.64)
123. Debt Principal Payment	200,000.00	0.00	0.00	200,000.00
124. Interest Expense	197,781.26	0.00	0.00	197,781.26
125. Drain Assessment	0.00	0.00	0.00	0.00
126. Other	0.00	0.00	513,540.13	513,540.13
127. Total Other	<u>353,588.25</u>	<u>267,917.60</u>	<u>513,540.13</u>	<u>1,135,045.98</u>
128. Total Expenditures	<u>\$10,655,432.67</u>	<u>\$15,336,458.64</u>	<u>\$513,540.13</u>	<u>\$26,505,431.44</u>

Allegan

Year Ended - 2017

Start: 01/01/2017 End: 12/31/2017

STATEMENT OF CHANGES IN FUND BALANCES

	Primary Road Fund (P)	Local Road Fund (L)	Co. Road Comm. Fund (C)	Total (T)
129. Total Revenues And Other Financing Sources	\$15,173,844.90	\$13,002,068.55	\$603,608.49	\$28,779,521.94
130. Total Expenditures	10,655,432.67	15,336,458.64	513,540.13	26,505,431.44
131. Excess of Revenues Over (Under) Expenditures	<u>4,518,412.23</u>	<u>(2,334,390.09)</u>	<u>90,068.36</u>	<u>2,274,090.50</u>
132. Optional Transfers				
132 a. Primary to Local (50%)	(3,828,003.00)	3,828,003.00		0.00
132 b. Local to Primary (15%)	0.00	0.00		0.00
133. Emergency Transfers (Local to Primary)	0.00	0.00		0.00
134. Total Optional Transfers	(3,828,003.00)	3,828,003.00		0.00
135. Excess of Revenues and Other Sources Over (Under) Expenditures and Other Uses	<u>690,409.23</u>	<u>1,493,612.91</u>	<u>90,068.36</u>	<u>2,274,090.50</u>
136. Beginning Fund	3,392,538.52	2,420,011.80	1,401,386.02	7,213,936.34
137. Adjustment	3,003.50	(3,003.50)	0.00	0.00
138. Beginning Fund Balance Restated	3,395,542.02	2,417,008.30	1,401,386.02	7,213,936.34
139. Interfund Transfer(County to Primary and/or Local)	0.00	0.00	0.00	0.00
140. Ending Fund Balance	<u>\$4,085,951.25</u>	<u>\$3,910,621.21</u>	<u>\$1,491,454.38</u>	<u>\$9,488,026.84</u>

Allegan

Year Ended - 2017

Start: 01/01/2017 End: 12/31/2017

EQUIPMENT EXPENSE

Direct Equipment Expense

141. Labor and Fringe Benefits	\$300,631.45	
142. Depreciation	958,895.68	
143. Other	513,986.00	
144. Total Direct		1,773,513.13

145. Indirect Equipment Expense 1,360,790.85

Operating Equipment Expense

146. Labor and Fringe Benefits	0.00	
147. Operating Expenses	400,539.58	
148. Total Operating		\$400,539.58

149. TOTAL EQUIPMENT EXPENSE \$3,534,843.56

Equipment Rental Credits:

	<u>Primary</u>	<u>Local</u>	<u>County</u>	<u>Total</u>
150. Construction/Capacity Improvement	0.00	0.00		0.00
151. Preservation - Structural Improvement	89,314.03	86,829.35		176,143.38
152. Maintenance	828,187.48	2,690,981.94		3,519,169.42
153. Inventory Operations	0.00	0.00	0.00	0.00
154. MDOT	0.00		0.00	0.00
155. Other Reimbursable Charges	0.00	0.00	0.00	0.00
156. All Other Charges	40,565.97	130,374.67	0.00	170,940.64
157. Total Equipment Rental Credits	958,067.48	2,908,185.96	0.00	3,866,253.44
	(A)	(B)	(C)	(D)
158. (Gain) or Loss on Usage of Equipment				(331,409.88)

PRORATION OF EQUIPMENT USAGE GAIN OR LOSS

(Net Equipment Expense)

159. Equipment Rental Credits	\$958,067.48	\$2,908,185.96	\$0.00	\$3,866,253.44
	(A)	(B)	(C)	(D)
160. Percent of Total	24.78 %	75.22 %	0.00 %	100.00 %
161. Prorated Total Equipment Expense	875,943.27	2,658,900.29	0.00	3,534,843.56
162. Prorated Gain/Loss On Usage (Net Equipment Expense)	(82,124.21)	(249,285.67)	0.00	(331,409.88)

Allegan

Year Ended - 2017

Start: 01/01/2017 End: 12/31/2017

DISTRIBUTIVE EXPENSE - FRINGE BENEFITS

	Total Labor Charge	Distributive Calc.
163. Primary Construction/Cap. Imp.	\$0.00	\$0.00
164. Primary Preservation - Struct. Imp.	120,949.83	126,756.20
165. Primary Maintenance	321,287.58	336,710.44
166. Local Construction/Cap. Imp.	0.00	0.00
167. Local Preservation - Struct. Imp.	118,451.18	124,137.17
168. Local Maintenance	955,741.52	1,001,620.99
169. Inventory	0.00	0.00
170. Equipment Expense - Direct	146,792.31	153,839.14
171. Equipment Expense - Indirect	221,379.04	232,006.12
172. Equipment Expense - Operating	0.00	0.00
173. Administration	334,537.71	350,596.88
174. State Trunkline Maintenance	0.00	
175. Sundry Account Rec.	0.00	
176. Capital Outlay	1,730.66	1,871.12
177. Other	607,400.85	189,632.80
178. Total Payroll	<u>\$2,828,270.68</u>	
179. Less Applicable Payroll	(426,454.20)	
180. Total Applicable Labor Cost	<u>\$2,401,816.48</u>	Total Distributive <u>\$2,517,170.86</u>

	709-714 Vacation Holiday Sick Leave Longevity	719 Workers Comp. Insurance	715 - 718 Soc. Sec. Retirement	716 Health Insurance	717 Life and Disability Insurance	720 - 725 Other	Distributive Total Calc.
181. Total Fringe Benefits	\$339,659.50	\$64,730.29	\$1,478,703.15	\$624,831.57	\$6,033.15	\$3,213.20	\$2,517,170.8
182. Less: Benefits Recovered	0.00	0.00	0.00	0.00	0.00	0.00	0.0
183. Less: Refunds	0.00	0.00	0.00	0.00	0.00	0.00	0.0
184. Benefits to be Distributed	339,659.50	64,730.29	1,478,703.15	624,831.57	6,033.15	3,213.20	2,517,170.8
185. Applicable Labor Cost	2,401,816.48	2,401,816.48	2,401,816.48	2,401,816.48	2,401,816.48	2,401,816.48	
186. Factor	0.141418	0.026951	0.615660	0.260150	0.002512	0.001338	1.04802

Allegan

Year Ended - 2017

Start: 01/01/2017 End: 12/31/2017

DISTRIBUTIVE EXPENSE - OVERHEAD

Account No. 705 - 957

	Cost of Operations	Distributed Total
187. Primary Construction/Cap. Imp.	\$0.00	\$0.00
188. Primary Preservation - Struct Imp.	6,645,259.33	151,341.55
189. Primary Maintenance	3,427,186.87	78,050.67
190. Local Construction/Cap. Imp.	0.00	0.00
191. Local Preservation - Struct. Imp.	6,844,119.98	155,868.22
192. Local Maintenance	7,888,890.81	179,662.03
193. Other	0.00	0.00
194. TOTAL	<u>\$24,805,456.99</u>	<u>\$564,922.47</u>

	790 Small Road Tools	791 Inventory Adjustment	882 Liability	716 Health Insurance	Other	Total
195. Expenses Distributed	3,877.68	(205,301.00)	7,782.75	0.00	758,563.04	\$564,922.47
196. Applicable Operation Cost	24,805,456.99	24,805,456.99	24,805,456.99	24,805,456.99	24,805,456.99	
197. Factor	0.000156	(0.008276)	0.000314	0.000000	0.030580	\$0.022774

Allegan

Year Ended - 2017

Start: 01/01/2017 End: 12/31/2017

SCHEDULE OF CAPITAL OUTLAY

215. Land and Improvements (971 - 974)	\$0.00
216. Buildings (975)	17,738.62
217. Equipment Road (976, 981)	939,306.03
218. Equipment Shop (977)	0.00
219. Equipment Engineers (978)	33,793.45
220. Equipment - Yard and Storage (979)	0.00
221. Equipment Office (980)	0.00
222. Depletable Assets (987)	0.00
223. Total Capital Outlay:	<u>\$990,838.10</u>

	<u>Primary</u>	<u>Local</u>	<u>County</u>	<u>Total</u>
224. Total Capital Outlay:	990,838.10	0.00	0.00	990,838.10
225. Less: Equipment Retirements 689	(10,830.61)	(3.02)	0.00	(10,833.63)
226. Sub-total	980,007.49	(3.02)	0.00	980,004.47
227. Less: Depreciation and Depletion 968	(1,295,919.62)	(361.49)	0.00	(1,296,281.11)
228. Net Capital Outlay Expenditure	<u>\$(315,912.13)</u>	<u>\$(364.51)</u>	<u>\$0.00</u>	<u>\$(316,276.64)</u>

DISTRIBUTION OF GAIN OR LOSS ON DISPOSAL OF ASSETS

	<u>Primary</u>	<u>Local</u>	<u>County</u>	<u>Total</u>
229. Beginning Capital Asset Balance				
Prior Year's Report (Pg. 3)	12,108,045.63	3,377.49	0.00	12,111,423.12
230. Percentage of Total	99.97 %	0.03 %	0.00 %	100.00 %
231. Gain or (loss) on disposal of assets 693	15,558.53	4.34	0.00	15,562.87

Allegan

Year Ended - 2017

Start: 01/01/2017 End: 12/31/2017

PRESERVATION EXPENDITURES - 90% OF MTF RETURNS

(For Compliance with Section 12(16) of Act 51)

	Primary Road Fund	Local Road Fund	Total
232. Michigan Transportation Fund (MTF) Returns			\$12,555,639.44
<u>DEDUCTIONS</u>			
233. Administrative Expense (from Page 6 Expenditures)			871,411.11
234. Total Capital Outlay (from Page 13)			990,838.10
235. Debt Principal Payment (from Page 6 Expenditures)			200,000.00
236. Interest Expense (from Page 6 Expenditures)			197,781.26
236 a. Total Deductions			2,260,030.47
236 b. Adjusted MTF Returns			10,295,608.97
237. Preser - Struct Imp (from Page 6 Expenditures)	\$6,796,606.88	\$6,999,988.20	13,796,595.08
238. Routine Maintenance (from Page 6 Expenditures)	3,505,237.54	8,068,552.84	11,573,790.38
239. Less Federal Aid for Preser - Struct Imp	(2,494,492.97)	(862,478.84)	(3,356,971.81)
240. TOTAL RD EXPENSE (Excluding Fed Aid)	7,807,351.45	14,206,062.20	22,013,413.65
241. 90% of Adjusted MTF Returns			9,266,048.07

Allegan

Year Ended - 2017

Start: 01/01/2017 End: 12/31/2017

TEN YEARS OF QUALIFIED EXPENDITURES  
FOR NON-MOTORIZED IMPROVEMENTS  
(for Compliance with Section 10K of Act 51)

Fiscal Year	<u>2008</u>	<u>2009</u>	<u>2010</u>	<u>2011</u>	<u>2012</u>
Expenditures (\$)	899,834.69	1,295,636.00	74,317.78	389,312.21	378,886.90
Fiscal Year	<u>2013</u>	<u>2014</u>	<u>2015</u>	<u>2016</u>	<u>2017</u>
Expenditures (\$)	316,106.54	510,289.00	338,335.71	482,917.03	362,781.59
				242. TOTAL	<u>\$5,048,417.45</u>

Total must equal or exceed 1% of your Fiscal Year MTF returns multiplied by 10

$$2,555,639.44 \times .10 = 1,255,563.94$$



Allegan

Year Ended - 2017

Start: 01/01/2017 End: 12/31/2017

INDIRECT EQUIPMENT AND STORAGE EXPENSE  
Activity 511

Account Number	Account Name	Amount Recorded
707	Wages - Shop and Garage	\$221,379.04
712-724	Fringe Benefits - Shop Employees	232,006.14
721	Drug Testing	0.00
728	Office Supplies - Shop	0.00
731	Janitor Supplies - Shop	4,486.44
733	Welding Supplies	5,856.42
734	Safety Supplies - Shop	13,166.73
736	Tire Shop Supplies	0.00
737	Shop Supplies	29,141.81
791	Equipment Material/Parts Inventory Adjustment	9,945.35
801	Contractual Services - Shop	0.00
805	Health Services	0.00
806	Laundry Services	3,068.45
807	Data Processing - Shop	0.00
810	Education Expense - Shop	0.00
850-859	Communications - Shop	18,623.89
861	Travel and Mileage - Shop Employees	0.00
862	Freight Costs	3,171.55
875	Insurance - Shop Buildings	0.00
876	Insurance - Boiler and Machine	0.00
878	Insurance - Fleet	82,640.25
883	Insurance - Underground Tank	0.00
921-923	Utilities - Shop and Storage Buildings	84,734.38
931	Buildings Repairs and Maintenance	125,667.11
932	Yard and Storage Repairs and Maintenance	89.41
933	Shop Equipment Repairs and Maintenance	34,535.58
934	Office Equipment Repairs and Maintenance	0.00
941	Equipment Rental - Shop Pickup/Wrecker	52,421.69
944-947	Underground Storage Tank Expense	0.00
956	Safety Expense - Shop	4,299.61
968	Depreciation - Shop Building	108,228.92
968	Depreciation - Storage Building	0.00
968	Depreciation - Shop Equipment	25,113.84
968	Depreciation - Stockroom Expense	0.00
707	Other:	302,214.24
	243. TOTAL	<u>\$1,360,790.85</u>

Allegan

Year Ended - 2017

Start: 01/01/2017 End: 12/31/2017

ADMINISTRATIVE EXPENSE SCHEDULE AND ALLOCATION  
(for Compliance with Section 14(4) of Act 51)

Account Number	Account Name	Amount Recorded
703-708	Salaries and Wages	\$334,537.71
709-714	Administrative Leave	0.00
724	Fringe Benefits	350,596.88
727	Postage	1,541.68
728	Office Supplies	11,177.56
730	Dues and Subscriptions	38,494.18
801	Contractual Services	0.00
803	Legal Services	1,325.00
804	Auditing and Accounting Services	11,040.00
807	Data Processing	30,552.41
810	Education	2,544.81
850-853	Communications	2,586.99
861	Travel and Mileage	20,982.18
862	Freight	1.50
873	Public Relations	0.00
874	Advertising	2,880.98
875	Insurance - Building and Contents	0.00
876	Insurance - Boiler and Machinery	0.00
877	Insurance - Bonds	780.00
880	Insurance - Umbrella	0.00
881	Insurance - Errors and Omissions	0.00
882	Insurance - General Liability	0.00
920-923	Utilities	0.00
931	Building Repair/Maintenance	1,450.00
934	Office Equipment Repair/Maintenance	7,220.10
942	Building Rental	0.00
955-956	Miscellaneous	0.00
966-967	Overhead	0.00
968	Depreciation - Buildings	29,223.07
968	Depreciation - Engineering Equipment	9,006.31
968	Depreciation - Office Equipment and Furniture	13,604.95
	Other:	3,934.14
	244. TOTAL	\$873,480.45

Less: Credits to Administrative Expense

646	Handling Charges on Materials Sold	0.00
629	Overhead - State Trunkline Maintenance	0.00
691	Purchase Discounts	(2,069.34)
	Other:	0.00
	Total Credits to Administrative Expense	\$(2,069.34)
	<u>245. Net Administrative Expense</u>	<u>\$871,411.11</u>

Allegan

Year Ended - 2017

Start: 01/01/2017 End: 12/31/2017

CONSTRUCTION / CAPACITY IMPROVEMENTS / STRUCTURAL IMPROVEMENTS  
Summary

CONSTRUCTION / CAPACITY IMPROVEMENTS

	Primary System			Local System		
	* Unit		Expenditures	* Unit		Expenditures
<b>ROADS</b>						
247. New Construction, New Location	0.00 mi.	x	\$0.00	0.00 mi.		\$0.00
248. Widening	0.00 mi.		0.00	0.00 mi.		0.00
<b>BRIDGES</b>						
249. New Location	0.00 ea.		0.00	0.00 ea.		0.00
250. TOTAL CONSTRUCTION/ CAPACITY IMP			<u>\$0.00</u>			<u>\$0.00</u>

PRESERVATION - STRUCTURAL IMPROVEMENTS

	Primary System			Local System		
	* Unit		Expenditures	* Unit		Expenditures
<b>ROADS</b>						
251. Reconstruction	3.36 mi.	x	\$478,777.61	4.96 mi.		\$1,317,856.24
252. Resurfacing	14.52 mi.		4,143,774.24	29.92 mi.		3,218,901.01
253. Gravel Surfacing	0.00 mi.		0.00	0.00 mi.		0.00
254. Paving Gravel Roads	0.00 mi.		0.00	5.63 mi.		990,728.43
<b>SAFETY PROJECTS</b>						
255. Intersection Improvements	0.00 ea.		0.00	0.00 ea.		0.00
256. Railroad Crossing Improvements	0.00 ea.		0.00	0.00 ea.		0.00
257. Other	1.00 ea.		834,575.26	0.00 ea.		0.00
<b>MISCELLANEOUS</b>						
258. Roadside Parks	0.00 ea.		0.00	0.00 ea.		0.00
259. Other	2.00 ea.		222,541.12	10.00 ea.		260,083.06
260. Subtotals			5,679,668.23			5,787,568.74
<b>BRIDGES</b>						
261. Replacement	0.00 ea.		824,963.50	1.00 ea.		846,696.92
262. Recondition or Repair	5.00 ea.		291,975.15	5.00 ea.		365,722.54
263. Replace with Culvert	0.00 ea.		0.00	0.00 ea.		0.00
264. Bridge Subtotals			1,116,938.65			1,212,419.46
265. TOTAL PRESERVATION - STRUCT IMP			<u>\$6,796,606.88</u>			<u>\$6,999,988.20</u>

\* All Units are to be reported in the Fiscal Year that the project is opened for use.

Allegan

Year Ended - 2017

Start: 01/01/2017 End: 12/31/2017

SCHEDULE OF TOWNSHIP MILEAGE AND POPULATION

Township	Local Roads			Primary Roads			Population Outside Municipalities	Funds Received
	Total Local (mi)	Local Urban (mi)	Funds Received (\$)	Total Primary (mi)	Primary Urban (mi)	Funds Received (\$)		
Allegan	27.15	9.40	80,505.65	31.47	9.11	173,690.19	4,050	65,610.00
Casco	68.35	2.64	161,002.13	27.09	2.12	81,474.85	3,019	48,907.80
Cheshire	58.08	0.00	132,364.32	23.52	0.00	48,851.04	2,335	37,827.00
Clyde	47.50	0.00	108,252.50	19.61	0.00	40,729.97	2,104	34,084.80
Dorr	73.84	0.00	168,281.35	20.98	0.00	43,575.46	6,579	106,579.80
Fillmore	41.80	9.38	113,853.36	28.93	4.15	109,435.26	2,756	44,647.20
Ganges	38.12	0.00	86,875.48	33.89	0.00	70,389.53	2,524	40,888.80
Gun Plain	47.84	9.23	127,321.22	23.38	5.26	111,106.92	5,637	91,319.40
Heath	51.80	0.00	118,052.20	13.27	0.00	27,561.79	3,100	50,220.00
Hopkins	55.50	0.00	126,484.50	21.04	0.00	43,700.08	2,671	43,270.20
Laketown	47.50	16.83	141,609.56	15.71	5.45	97,435.62	5,561	90,088.20
Lee	71.60	0.00	163,176.40	23.70	0.00	49,224.90	4,114	66,646.80
Leighton	61.47	0.00	140,090.13	26.25	0.00	54,521.25	3,652	59,162.40
Manlius	51.83	0.00	118,120.57	9.33	0.00	19,378.41	2,634	42,670.80
Martin	56.63	0.00	129,059.77	19.15	0.00	39,774.55	2,514	40,726.80
Monterey	58.19	0.00	132,615.01	18.38	0.00	38,175.26	2,065	33,453.00
Otsego	56.69	13.07	155,101.25	18.79	6.04	110,848.47	4,854	78,634.80
Overisel	74.69	1.43	173,052.78	21.57	0.00	44,800.89	2,594	42,022.80
Salem	61.04	0.00	139,110.16	21.03	0.00	43,679.31	3,486	56,473.20
Saugatuck	32.77	0.00	74,682.83	21.12	0.00	43,866.24	3,590	58,158.00
Trowbridge	49.72	0.43	114,164.14	17.64	0.25	39,611.03	2,519	40,807.80
Valley	49.22	0.00	112,172.38	17.92	0.00	37,219.84	1,831	29,662.20
Watson	53.86	0.00	122,746.94	14.31	0.00	29,721.87	2,086	33,793.20
Wayland	42.83	0.00	97,609.57	32.80	0.00	68,125.60	3,013	48,810.60
<b>266. Totals</b>	<b>1,278.02</b>	<b>62.41</b>	<b>\$3,036,304.20</b>	<b>520.88</b>	<b>32.38</b>	<b>\$1,466,898.33</b>	<b>79,288</b>	<b>\$1,284,465.60</b>

Local Road Rate Per Mile	2279	Primary Road Rate Per Mile	2077
Local Urban Road Rate Per Mile	1982	Primary Urban Road Rate Per Mile	11891
Population Rate Per Capita	16.2		

Allegan

Year Ended - 2017

Start: 01/01/2017 End: 12/31/2017

SCHEDULE OF TOWNSHIP EXPENDITURES AND CONTRIBUTIONS  
Expenditures

Township	Construction/ Capacity Improvement (\$)	Preservation - Struct Improvement (\$)	Total (\$)	Township Contributions* (\$)
Allegan	0.00	1,773,427.81	1,773,427.81	427,355.85
Casco	0.00	480,964.37	480,964.37	311,566.05
Cheshire	0.00	1,260,940.57	1,260,940.57	258,835.07
Clyde	0.00	196,020.43	196,020.43	136,080.44
Dorr	0.00	857,136.22	857,136.22	679,886.19
Fillmore	0.00	666,393.80	666,393.80	285,869.11
Ganges	0.00	305,779.29	305,779.29	50,379.21
Gun Plain	0.00	606,579.82	606,579.82	407,515.38
Heath	0.00	178,920.73	178,920.73	192,344.89
Hopkins	0.00	21,292.27	21,292.27	21,416.51
Laketown	0.00	375,702.59	375,702.59	379,676.54
Lee	0.00	942,859.61	942,859.61	147,034.85
Leighton	0.00	1,132,692.30	1,132,692.30	261,488.84
Manlius	0.00	0.00	0.00	79,123.54
Martin	0.00	171,236.72	171,236.72	254,973.36
Monterey	0.00	400,395.66	400,395.66	403,308.35
Otsego	0.00	569,303.70	569,303.70	576,916.88
Overisel	0.00	685,339.62	685,339.62	694,279.52
Salem	0.00	2,291,324.71	2,291,324.71	909,798.17
Saugatuck	0.00	180,837.30	180,837.30	186,059.07
Trowbridge	0.00	0.00	0.00	90,770.56
Valley	0.00	0.00	0.00	24,393.59
Watson	0.00	0.00	0.00	110,660.38
Wayland	0.00	699,447.56	699,447.56	660,853.09
267. Totals	<u>\$0.00</u>	<u>\$13,796,595.08</u>	<u>\$13,796,595.08</u>	<u>\$7,550,585.44</u>

\* The Township Contributions Totals and the Funds expended for Construction and Preservation amount may not balance. The Township Contributions list all funds contributed by each township and will balance back to the amount reported on the Statement of Revenues, Line 74, Township Contributions.

The total funds expended are for Construction and Preservation only. They do not contain funds expended for Routine Preventative Maintenance.

## 2017 - ANALYSIS OF FRINGE BENEFITS

### FRINGE BENEFITS

Leave Days and Paid Holidays	\$ 315,026.60
Social Security (Road Commission's Share)	201,896.32
Retirement - Employer's Contribution	1,276,806.83
Worker's Compensation Insurance	64,730.29
Disability	
Health Insurance	444,163.23
HRA Reimbursements	67,796.06
HSA Employer Contributions	24,537.28
HCSP - Employer Contribution	1,872.50
Life Insurance	6,033.15
Longevity	24,950.10
Unemployment Insurance	2,896.00
Rebate - Health Insurance	<u>86,462.50</u>
TOTAL FRINGE COSTS	<u>\$ 2,517,170.86</u>

### PAYROLL LABOR

Labor Costs	\$ 2,828,270.68
Payroll Items not considered Labor	- <u>426,454.20</u>
	<u>\$ 2,401,816.48</u>

## 2017 - ANALYSIS OF MAINTENANCE EXPENDITURE

	<u>Primary Road System</u>	<u>Local Road System</u>
Blading	\$ 81,355.01	\$ 1,381,797.90
Patching - Blacktop Roads and Gravel Roads	121,129.99	438,740.74
Sweeping	7,652.74	13,272.67
Filling Washouts - Blacktop and Gravel Roads	17,556.45	100,576.03
Shoulder Work	81,184.53	241,643.54
Earth and Muck Excavation and Backfill	767.09	767.08
Dustlayer	60,476.63	475,128.88
Resurfacing Gravel Roads	96,023.40	1,194,869.05
Resealing Blacktop Roads (includes fog coat)	982,227.21	525,156.55
Crack Seal	163,348.33	90,964.68
Tree, Brush, Rubbish Removal and Erosion Control	243,017.12	600,061.33
Mowing Roadsides	70,394.62	186,918.55
Driveway Maintenance	2,350.99	1,535.17
Drainage Structures and Cleaning Ditches	259,147.65	867,465.54
Bridge Maintenance	3,045.31	26,978.22
Traffic Signs and Services	180,692.26	471,527.00
Guard Rail and Posts	38,812.25	16,599.15
Snow Removal and Ice Control	999,351.78	1,245,262.80
Road Inspections	25,923.73	48,842.38
Engineering Services	36,406.26	62,748.24
Drain Assessment	34,374.19	77,697.34
	<u>\$ 3,505,237.54</u>	<u>\$ 8,068,552.84</u>

## CAPITAL OUTLAY - 2017

A complete list of capital outlay expenditures is as follows:

### ROAD EQUIPMENT:

Two (2) 2018 GMC Sierra 1500 4 X 4 Pickups	\$ 78,958.41
Three (3) 2018 Western Star Tandem Trucks	691,038.70
One (1) 2017 Bandit Chipper	59,230.88
Five (5) Monroe V-box	63,125.00
One (1) 2017 Tiger Claw Shoulder Reclaimer	6,510.00
One (1) 2017 Towmaster T-24 Trailer	14,050.04
One (1) 2017 Stihl BT 130 Auger	678.00
One (1) 2017 Wolf 6000X Brush Cutter	7,990.00
One (1) Bauma Light GXM750 Stump Grinder	9,825.00
Two (2) Portable Arrow Boards	7,900.00
	<hr/>
	939,306.03

### ENGINEERING:

One (1) 2017 Robotic Total Station	33,032.00
One (1) Inspiron 5767 Laptop	761.45
	<hr/>
	33,793.45

### LAND AND BUILDING:

2014 Garage/ Administrative Building	<hr/>
	17,738.62
	<hr/>
	17,738.62

### GRAND TOTAL - CAPITAL OUTLAY - 2016

---

---

**\$ 990,838.10**



**TOWNSHIP CONTRIBUTIONS - CALENDAR YEAR 2017**

	Non- Road & Local Special Maintenance	Local Preservation/ Structural Improvements	Primary Preservation/ Structural Improvements	TOTAL CONTRIBUTIONS
ALLEGAN	\$ 95,193.52	\$ 315,906.33	\$ 16,256.00	\$ 427,355.85
CASCO	281,800.05		29,766.00	311,566.05
CHESHIRE	86,141.79	172,693.28		258,835.07
CLYDE	124,887.44		11,193.00	136,080.44
DORR	85,237.87	594,648.32		679,886.19
FILLMORE	28,666.33	257,202.78		285,869.11
GANGES	40,457.21		9,922.00	50,379.21
GUN PLAIN	119,289.29	253,706.09	34,520.00	407,515.38
HEATH	11,933.16	180,411.73		192,344.89
HOPKINS		21,416.51		21,416.51
LAKETOWN	507.60	379,168.94		379,676.54
LEE	75,012.23	72,022.62		147,034.85
LEIGHTON	164,222.38	97,266.46		261,488.84
MANLIUS	79,123.54			79,123.54
MARTIN	99,153.20	155,820.16		254,973.36
MONTEREY		403,308.35		403,308.35
OTSEGO	105,259.33	471,657.55		576,916.88
OVERISEL	7,746.20	686,533.32		694,279.52
SALEM	5,400.00	904,398.17		909,798.17
SAUGATUCK	5,834.01	180,225.06		186,059.07
TROWBRIDGE	90,770.56			90,770.56
VALLEY	24,393.59			24,393.59
WATSON	110,660.38			110,660.38
WAYLAND	82,735.75	569,367.34	8,750.00	660,853.09
TOTALS	<u>\$ 1,724,425.43</u>	<u>\$ 5,715,753.01</u>	<u>\$ 110,407.00</u>	<u>\$ 7,550,585.44</u>

## REPORT OF PROGRESS – 2017

### PRIMARY ROAD SYSTEM

A summary of the Construction/Capacity Improvement and Preservation – Structural Improvement work completed on the Primary Road System is listed as follows:

1. 0.25 mile of paved primary road was renovated and repaved with Primary Resurfacing Funds and Township Revenue.
2. 10.25 miles of primary paved roads were resurfaced with MTF, Primary Resurfacing Funds and Township Revenue.
3. 12.77 miles of primary paved roads were resurfaced using Federal and Primary Resurfacing Funds.
4. 19.59 miles of paved primary roads were crack sealed using Primary Resurfacing Funds and MTF Revenue.
5. 21.81 miles of paved primary roads were chip sealed and fog coated using Primary Resurfacing Funds and MTF Revenue.
6. 0.45 mile of gravel primary roads were surfaced with processed road gravel using MTF Revenues.
7. Spot tree removal was done county wide using MTF Revenues.
8. 4 large culverts (36 inches in diameter or greater), and 3 small culverts (30 inches in diameter or less) were replaced using MTF Revenues.

### LOCAL ROAD SYSTEM

A summary of the Construction/Capacity Improvement and Preservation – Structural Improvement work completed on the Local Road System is listed as follows:

1. 2.40 miles of local gravel roads were reconstructed and prepared for HMA surface using Township Funds.
2. 1.50 miles of local paved roads were renovated and repaved using Township Funds.
3. 2.87 miles of previously reconstructed local gravel roads were paved using Township Funds.
4. 30.19 miles of paved local roads were resurfaced using Township Funds.
5. 35.79 miles of paved local roads were crack sealed using Township Funds.
6. 19.13 miles of paved local roads were chip sealed and fog coated using Township Funds.
7. 7 large culverts (36 inches in diameter or greater) and 29 small culverts (30 inches in diameter or less) were replaced using Township Funds and MTF Revenues.
8. 56.22 miles of local gravel road were resurfaced with processed road gravel using Township Funds.
9. Spot tree removal was done county wide using MTF Revenues.

**PRIMARY ROAD SYSTEM**

**Construction/Capacity Improvements/Structural Improvements**

Costs for calendar year 2017 are shown for all projects listed below.

Total project costs through the end of the year are shown in parentheses.

**RECONSTRUCTION PROJECTS**

Project No. 3392	On 4th St, 122nd Ave to 124th Ave (Federal Aid) Reconstruct and surface with 1 course of HMA 4E1 @ 330 lb/syd and 1 course of HMA 4E1 @ 220 lb/syd, 34' wide, 4' paved shoulder, 2' gravel shoulder - 0.89 mile	\$ 15,131.45 \$ (894,480.86)
Project No. 3413*	On 48th St, 136th Ave to 142nd Ave Resurface with 1 course of HMA 3C @ 220 lb/syd and 1 course of HMA 4C @ 165 lb/syd, 30' wide, 4' paved shoulder and topsoil shoulder - 3.23 miles	\$ 2,404.44 \$ (659,464.22)
Project No. 3450*	On 142nd Ave, 39th St to 200' east of 38th St (Safety Funds) Reconstruct and resurface with 2 courses of HMA 4E1 @ 220 lb/syd, each course, 40' wide with 8' paved shoulder - 0.60 mile	\$ 185.20 \$ (1,274,279.76)
Project No. 3454*	On 104th Ave, 200' east of 48th St to 1,000' west of 50th St (Safety Funds) Renovate and resurface with 2 courses of HMA 4E1 @ 220 lb/syd, each course, 28' wide, 3' paved shoulder, 2' gravel shoulder - 1.20 miles	\$ 823,854.06 \$ (889,790.54)
Project No. 3470*	On 18th St, 142nd Ave to north county line (Federal Aid, CMAQ and Township) Reconstruct and resurface - 2.98 miles	\$ 231,733.65 \$ (260,868.37)
Project No. 3501*	On 54th St, 102nd Ave to 103rd Ave (2018) Renovate and resurface with 2 courses of HMA 4E1 @ 220lb/syd, 28' wide, 3' paved shoulder, 1' gravel shoulder - 0.50 mile	\$ 6,636.47

**SURFACING PROJECTS**

Project No. 3471*	On 124th Avenue, 12th St to 10th St (Federal Aid) Resurface with 1 course of HMA 4E1 @ 275 lb/syd, 32' wide, 5' paved shoulder, 1' gravel shoulder - 0.95 mile	\$ 1,464.27 \$ (231,925.79)
Project No. 3472	On 114th Ave, Allegan City Limit to 26th St (Federal Aid) Resurface with 1 course of HMA 4E1 @ 220 lb/syd, 32' wide, 5' paved shoulder, 1' gravel shoulder - 1.50 miles	\$ 243,810.37 \$ (245,281.74)
Project No. 3473	On Hooker Rd, Eastern Ave to east city limit (City Portion 2017) (Federal Aid) Crush and shape the existing asphalt surface and pave with two courses of HMA 4E1 @ 220 lb/syd, each course, 32' wide, 5' paved shoulder - 0.40 mile	\$ 224,878.52 \$ (230,079.15)
Project No. 3475*	On Blue Star Hwy, Holland St to I-196 Mill, chip seal and resurface with 2 courses of HMA 4E1 @ 220 lb/syd, each course, 34' wide, 6' paved shoulder, 2' gravel shoulder - 1.05 miles	\$ 418,384.65 \$ (419,179.42)
Project No. 3477*	On 40th St, 146th Ave to north county line Resurface with 1 course of HMA 4E1 @ 220 lb/syd, 26' wide, 2' paved shoulder, 2' gravel shoulder - 1.03 miles	\$ 2,086.09 \$ (137,475.10)
Project No. 3487	On Patterson Rd, M-179 to 141st Ave Mill and resurface with 1 course of HMA 4E1 @ 220lb/syd, 34' wide, 6' paved shoulder, 1' gravel shoulder - 5.98 miles	\$ 1,036,342.04
Project No. 3490*	On 57th St, CSX RR Crossing to Fennville City Limits Resurface with 1 course of HMA 4E1 @ 220 lb/syd, 28' wide, 3' paved shoulder, 1' gravel shoulder - 0.19 mile	\$ 37,562.44

**Surfacing Projects Continued**

Project No. 3491*	On 58th St, 122nd Ave to Fennville City Limits Resurface with 1 course of HMA 4E1 @ 220 lb/syd, 30' wide, 4' paved shoulder, 1' gravel shoulder - 0.55 mile	\$	112,539.54
Project No. 3495*	On 131st Ave, 4th St south to 4th St north Crush and shape the existing asphalt surface and surface with 2 courses of HMA 13A @ 165 lb/syd, 28' wide, 2' gravel shoulder - 0.25 mile	\$	80,703.34
Project No. 3497	On 30th St, 118th Ave to 128th Ave (Safety Funds) Mill and resurface with one course of HMA 4E1 @ 220 lb/syd, 34' wide, 6' paved shoulder, 1' gravel shoulder - 5.08 miles	\$	893,436.02 \$ (901,400.08)
Project No. 3502	On 70th St, Blue Star Highway to 118th Ave Resurface with 1 course of HMA 4E1 @ 275 lb/syd, 30' wide, 4' paved shoulder, 1' gravel shoulder - 1.70 miles	\$	304,027.27
Project No. 3503*	On 60th St, 141st Ave to 146th Ave Resurface with 1 course of HMA 4E1 @ 275 lb/syd, 30' wide, 4' paved shoulder, 1' gravel shoulder - 2.49 miles	\$	411,146.82
Project No. 3504*	On 34th St, M-40 to Babylon Rd Resurface with 1 course of HMA 4E1 @ 220 lb/syd, 32' wide, 5' paved shoulder, 1' gravel shoulder - 0.46 mile	\$	87,687.13
Project No. 3505*	On Delano St, M-40 to Allegan City Limits (2018) Crush and Shape the existing asphalt surface and surface with 2 courses of HMA 4E1 @ 220 lb/syd, 22' wide, 1' gravel shoulder - 0.37 mile	\$	118.25
Project No. 3506*	On 6th St, M-89 to 106th Ave Resurface with 1 course of HMA 4E1 @ 275 lb/syd, 32' wide, 5' paved shoulder, 1' gravel shoulder - 1.48 miles	\$	213,234.38
Project No. 3507*	On 142nd Ave, 30th St to 24th St Mill and resurface with 1 course of HMA 4E1 @ 220 lb/syd, 32' wide, 5' paved shoulder, 1' gravel shoulder - 3.03 miles	\$	396,258.23
Project No. 3508*	On 62nd St, 109th Ave to 113th Ave Resurface with 1 course of HMA 4E1 @ 275 lb/syd, 32' wide, 5' paved shoulder, 1' gravel shoulder - 2.49 miles	\$	315,268.49

**SPECIAL CONSTRUCTION PROJECTS**

Project No. 3376	On 109th Ave, 900' east of 48th St Culvert replacement	\$	176.69
Project No. 3489	On 30th St, 118th Ave to 128th Ave Culvert replacement	\$	6,369.09 \$ (174,361.02)
Project No. 3492*	On 101st Ave, 175' east of 21st St Replace twin 66" x 60' CMPs with 16' x 7' x 80' precast concrete box	\$	174,025.91 \$ (180,916.20)
Project No. 3493	On 57th St at Fennville City Limit Replace 42" CMP with 72' of 48" precast concrete and drainage structure	\$	45,918.45 \$ (46,234.05)
Project No. 3496*	On 11th St and Starr Rd ADA ramps	\$	5,685.09
Project No. 3498	On 48th St at M-40 Intersection improvements	\$	397.52 \$ (2,613.64)

**Surfacing Projects Continued**

Project No. 3491*	On 58th St, 122nd Ave to Fennville City Limits Resurface with 1 course of HMA 4E1 @ 220 lb/syd, 30' wide, 4' paved shoulder, 1' gravel shoulder - 0.55 mile	\$	112,539.54
Project No. 3495*	On 131st Ave, 4th St south to 4th St north Crush and shape the existing asphalt surface and surface with 2 courses of HMA 13A @ 165 lb/syd, 28' wide, 2' gravel shoulder - 0.25 mile	\$	80,703.34
Project No. 3497	On 30th St, 118th Ave to 128th Ave (Safety Funds) Mill and resurface with one course of HMA 4E1 @ 220 lb/syd, 34' wide, 6' paved shoulder, 1' gravel shoulder - 5.08 miles	\$ \$	893,436.02 (901,400.08)
Project No. 3502	On 70th St, Blue Star Highway to 118th Ave Resurface with 1 course of HMA 4E1 @ 275 lb/syd, 30' wide, 4' paved shoulder, 1' gravel shoulder - 1.70 miles	\$	304,027.27
Project No. 3503*	On 60th St, 141st Ave to 146th Ave Resurface with 1 course of HMA 4E1 @ 275 lb/syd, 30' wide, 4' paved shoulder, 1' gravel shoulder - 2.49 miles	\$	411,146.82
Project No. 3504*	On 34th St, M-40 to Babylon Rd Resurface with 1 course of HMA 4E1 @ 220 lb/syd, 32' wide, 5' paved shoulder, 1' gravel shoulder - 0.46 mile	\$	87,687.13
Project No. 3505*	On Delano St, M-40 to Allegan City Limits (2018) Crush and Shape the existing asphalt surface and surface with 2 courses of HMA 4E1 @ 220 lb/syd, 22' wide, 1' gravel shoulder - 0.37 mile	\$	118.25
Project No. 3506*	On 6th St, M-89 to 106th Ave Resurface with 1 course of HMA 4E1 @ 275 lb/syd, 32' wide, 5' paved shoulder, 1' gravel shoulder - 1.48 miles	\$	213,234.38
Project No. 3507*	On 142nd Ave, 30th St to 24th St Mill and resurface with 1 course of HMA 4E1 @ 220 lb/syd, 32' wide, 5' paved shoulder, 1' gravel shoulder - 3.03 miles	\$	396,258.23
Project No. 3508*	On 62nd St, 109th Ave to 113th Ave Resurface with 1 course of HMA 4E1 @ 275 lb/syd, 32' wide, 5' paved shoulder, 1' gravel shoulder - 2.49 miles	\$	315,268.49

**SPECIAL CONSTRUCTION PROJECTS**

Project No. 3376	On 109th Ave, 900' east of 48th St Culvert replacement	\$	176.69
Project No. 3489	On 30th St, 118th Ave to 128th Ave Culvert replacement	\$ \$	6,369.09 (174,361.02)
Project No. 3492*	On 101st Ave, 175' east of 21st St Replace twin 66" x 60' CMPs with 16' x 7' x 80' precast concrete box	\$ \$	174,025.91 (180,916.20)
Project No. 3493	On 57th St at Fennville City Limit Replace 42" CMP with 72' of 48" precast concrete and drainage structure	\$ \$	45,918.45 (46,234.05)
Project No. 3496*	On 11th St and Starr Rd ADA ramps	\$	5,685.09
Project No. 3498	On 48th St at M-40 Intersection improvements	\$ \$	397.52 (2,613.64)

**LOCAL ROAD SYSTEM**

**Construction/Capacity Improvements/Structural Improvements and Special Maintenance**

Figures shown are total expenditures for 2017. Certain projects listed may be only partially completed.

**ALLEGAN TOWNSHIP**

Dustlayer Program-----	\$	7,350.31
Mowing Program-----	\$	5,773.31
HMA Preventive Maintenance-----	\$	87,448.92
Project No. 4880 - On 122nd Ave, 28th St to 26th St Resurface with HMA 13A @ 275 lb/syd, 30' wide, 4' paved shoulder, 1' gravel shoulder, chip seal and fog coat-----	\$	173,442.66
Project No. 4881 - On Riverbend Dr, south of Babylon Rd Resurface with HMA 13A @ 220 lb/syd, 30' wide, 1' topsoil shoulder-----	\$	40,703.85
Project No. 4882 - On Oriole Dr, east of Riverbend Dr Resurface with HMA 13A @ 220 lb/syd, 30' wide, 1' topsoil shoulder-----	\$	27,057.68
Project No. 4883 - On 29th St, 114th Avenue north to end Resurface with HMA 13A @ 220 lb/syd, 32' wide, 5' paved shoulder, 1' gravel shoulder-----	\$	43,765.57
Project No. 4884 - On Northview Lane, east of M-40 to end Resurface with HMA 13A @ 220 lb/syd, 26' wide, 1' gravel shoulder-----	\$	27,991.73

**CASCO TOWNSHIP**

Dustlayer Program-----	\$	44,490.66
Gravel Resurfacing Program-----	\$	70,559.06
Mowing Program-----	\$	8,102.68
HMA Preventive Maintenance-----	\$	174,022.58
Project No. 4904 - On 68th St, 1,500' south of 107th Ave Replace 64' of 48" cmp with 72' of 60" concrete culvert-----	\$	876.01

**CHESHIRE TOWNSHIP**

Dustlayer Program-----	\$	23,523.80
Gravel Resurfacing Program-----	\$	3,251.55
Mowing Program-----	\$	8,399.48
HMA Preventive Maintenance-----	\$	48,279.03
Project No. 4873 - On 102nd Ave, 48th St to 46th St Resurface with HMA 13A @ 220 lb/syd, 26' wide, 2' paved shoulder, 3' gravel shoulder-----	\$	129,519.16
Project No. 4899 - On 39th St, 112th Ave south 0.36 mile Improve seasonal road with drain improvements & gravel-----	\$	44,191.51

**CLYDE TOWNSHIP**

Dustlayer Program-----	\$	33,751.53
Mowing Program-----	\$	5,193.55
HMA Preventive Maintenance-----	\$	90,939.78

**DORR TOWNSHIP**

Dustlayer Program-----	\$	33,552.10
Gravel Resurfacing Program-----	\$	58,008.44
Mowing Program-----	\$	8,666.40
Project No. 4902 - On 138th Ave and 16th St Replace 64' and 56' of 36" cmp with concrete culverts-----	\$	24,964.01

**FILLMORE TOWNSHIP**

Mowing Program-----	\$	4,365.59
HMA Preventive Maintenance-----	\$	29,319.18
Project No. 4874 - On 144th Ave, Russcher Rd to 50th St Resurface with HMA 13A @ 220 lb/syd, 22' wide, 5' gravel shoulder-----	\$	52,792.71
Project No. 4875 - On Russcher Rd, 142nd Ave to 52nd St Resurface with HMA 13A @ 220 lb/syd, 22' wide, 5' gravel shoulder-----	\$	137,554.34

**Fillmore Township Continued**

Project No. 4876 - On 144th Ave, 60th St to 59th St  
 Resurface with HMA 13A @ 220 lb/syd, 22' wide, 5' gravel shoulder----- \$ 60,673.56

**GANGES TOWNSHIP**

Dustlayer Program----- \$ 12,273.28  
 Gravel Resurfacing Program----- \$ 33,473.33  
 Mowing Program----- \$ 6,770.21  
 Project No. 4894 - On 114th St, 150' West of 71st Ave (2018)  
 Culvert Replacement----- \$ 1,752.02

**GUN PLAIN TOWNSHIP**

Dustlayer Program----- \$ 14,088.70  
 Gravel Resurfacing Program----- \$ 49,718.64  
 Mowing Program----- \$ 14,450.41  
 HMA Preventive Maintenance----- \$ 60,992.40  
 Project No. 4868 - On Deer Run Blvd, east of Golf View Dr  
 Resurface with HMA 4E1 @ 220 lb/syd, 22' wide, 1' gravel shoulder----- \$ 60,333.79  
 Project No. 4869 - On Country Club Blvd & Clubhouse Ct, west of Golf View Dr  
 Resurface with HMA 4E1 @ 220 lb/syd, 22' wide, 1' gravel shoulder----- \$ 67,597.87  
 Project No. 4870 - On Midlakes Blvd, S. Lake Doster Dr to 0.28 mile north  
 Resurface with HMA 4E1 @ 220 lb/syd, 22' wide, 1' gravel shoulder----- \$ 30,132.71  
 Project No. 4871 - On Carrie Ave, Gainer Rd & Morrison Rd  
 Resurface with HMA 4E1 @ 220 lb/syd, 22' wide, 1' gravel shoulder----- \$ 56,130.08  
 Project No. 4872 - On 4th St, south county line to Riverview Dr  
 Resurface with HMA 4E1 @ 220 lb/syd, 22' wide, 2' gravel shoulder----- \$ 37,315.80

**HEATH TOWNSHIP**

Dustlayer Program----- \$ 10,309.56  
 Mowing Program----- \$ 7,282.27

**HOPKINS TOWNSHIP**

Mowing Program----- \$ 12,250.61

**LAKETOWN TOWNSHIP**

Dustlayer Program----- \$ 519.16  
 Mowing Program----- \$ 3,200.55  
 Project No. 4886 - On 142nd Ave, Township Park to cul-de-sac  
 Resurface with HMA 13A @ 220 lb/syd, 26'-30' wide, 2'-4' paved shoulder, 1' gravel shoulder----- \$ 300,607.65  
 Project No. 4887 - On Wildcreek Dr, east of Wildcreek Rd  
 Resurface with HMA 13A @ 220 lb/syd, 30' wide, 1' topsoil shoulder----- \$ 27,082.15  
 Project No. 4888 - On Reserve Way, east of 64th St  
 Resurface with HMA 13A @ 220 lb/syd, 30' wide, 1' topsoil shoulder----- \$ 24,481.69  
 Project No. 4889 - On Jack Pine Dr, south of 146th Ave  
 Resurface with HMA 13A @ 220 lb/syd, 30' wide, 1' topsoil shoulder----- \$ 23,531.10

**LEE TOWNSHIP**

Dustlayer Program----- \$ 11,250.51  
 Gravel Resurfacing Program----- \$ 50,014.11  
 Mowing Program----- \$ 10,485.48  
 HMA Preventive Maintenance----- \$ 26,565.59  
 Project No. 4895 - On South St and First St, south of 109th Ave and east of 56th St  
 Resurface with HMA, Ultra-Thin, Low Volume, 20'-30' wide----- \$ 17,058.50  
 Project No. 4896 - On Pullman St and Gilpin St, south of 109th Ave  
 Resurface with HMA, Ultra-Thin, Low Volume, 16'-20' wide----- \$ 15,629.18  
 Project No. 4897 - On Laurence Ave, 50th St to 103rd Ave  
 Resurface with HMA, Ultra-Thin, Low Volume, 18'-20' wide----- \$ 39,714.12

LEIGHTON TOWNSHIP

Dustlayer Program-----	\$ 38,865.41
Gravel Resurfacing Program-----	\$ 71,191.84
Mowing Program-----	\$ 3,971.22
HMA Preventive Maintenance-----	\$ 64,315.79
Project No. 4893 - On 2nd St, 142nd Ave to 144th Ave Resurface with HMA 13A @ 220 lb/syd, 22' wide, 5' gravel shoulder-----	\$ 96,350.26

MANLIUS TOWNSHIP

Dustlayer Program-----	\$ 37,864.65
Gravel Resurfacing Program-----	\$ 47,238.93
Mowing Program-----	\$ 2,428.54

MARTIN TOWNSHIP

Dustlayer Program-----	\$ 17,678.18
Gravel Resurfacing Program-----	\$ 92,498.79
Mowing Program-----	\$ 3,066.64
Project No. 4890 - On 5th St, 116th Ave to 118th Ave Resurface with HMA 4E1 @ 220 lb/syd, 28' wide, 3' paved shoulder, 1' gravel shoulder-----	\$ 104,361.21
Project No. 4891 - On 3rd St, 116th Ave to 0.23 mi north Resurface with HMA 13A @ 220 lb/syd, 26' wide, 2' paved shoulder, 1' gravel shoulder-----	\$ 26,326.81
Project No. 4892 - On 11th St, 116th Ave to 0.17 mile north Resurface with HMA 13A @ 220 lb/syd, 26' wide, 2' paved shoulder, 1' gravel shoulder-----	\$ 23,952.98

MONTEREY TOWNSHIP

Mowing Program-----	\$ 4,440.57
Project No. 4866 - On 132nd Ave, 28th St to 26th St Surface with 2 courses of HMA 13A @ 165 lb/syd, 28'-32' wide, 3'-5' paved shoulder, 0'-2' gravel shoulder-----	\$ 182,201.48
Project No. 4867 - On 130th Ave, 34th St to 30th St Resurface with HMA 13A @ 220 lb/syd, 26'-28' wide, 2'-3' paved shoulder, 1' gravel shoulder-----	\$ 204,501.24

OTSEGO TOWNSHIP

Dustlayer Program-----	\$ 54,692.70
Gravel Resurfacing Program-----	\$ 38,463.10
Mowing Program-----	\$ 15,378.94
HMA Preventive Maintenance-----	\$ 14,489.71
Project No. 4877 - On 19th St, 108th Ave to 1.0 mile north Surface with 2 courses of HMA 4E1 @ 165 lb/syd, 22'-32' wide, 0'-5' paved shoulder, 0'-5' gravel shoulder-----	\$ 152,341.11
Project No. 4878 - On Woodlea Dr, east of 16th Street Resurface with HMA 4E1 @ 220 lb/syd, 22' wide, 2' gravel shoulder-----	\$ 51,489.81
Project No. 4879 - On 13th St, Baseline Rd to 102nd Ave Resurface with HMA 4E1 @ 220 lb/syd, 22' wide, 3' gravel shoulder-----	\$ 86,093.04

OVERISEL TOWNSHIP

Dustlayer Program-----	\$ 7,922.61
Mowing Program-----	\$ 10,788.03
Project No. 4864 - On 42nd St, 142nd Ave to 144th Ave Resurface with HMA 13A @ 220 lb/syd, 22' wide, 5' gravel shoulder-----	\$ 95,881.63
Project No. 4865 - On 40th St, 140th Ave to 142nd Ave Resurface with HMA 13A @ 220 lb/syd, 22' wide, 5' gravel shoulder-----	\$ 96,065.65
Project No. 4900 - On 144th Ave, 42nd to 40th Street Resurface with HMA 13A @ 220 lb/syd, 22' wide, 5' gravel shoulder-----	\$ 96,553.73

SALEM TOWNSHIP

Dustlayer Program-----	\$ 5,522.98
Mowing Program-----	\$ 13,560.78



SAUGATUCK TOWNSHIP

Dustlayer Program-----	\$	5,966.88
Mowing Program-----	\$	7,042.08
Project No. 4863 - On 128th Ave, 63rd east to the end of the road		
Resurface with HMA 13A @ 220 lb/syd, 28' wide, 3' paved shoulder, 2' gravel shoulder-----	\$	49,633.00
Project 4901 - On 126th Ave, 1,020' east of 62nd Street		
Replace 65' of 48" cmp with 64' of 54" concrete culvert-----	\$	24,845.49

TROWBRIDGE TOWNSHIP

Dustlayer Program-----	\$	20,262.02
Gravel Resurfacing Program-----	\$	78,941.72
Mowing Program-----	\$	17,096.85

VALLEY TOWNSHIP

Dustlayer Program-----	\$	6,136.64
Gravel Resurfacing Program-----	\$	12,653.81
Mowing Program-----	\$	2,917.75

WATSON TOWNSHIP

Dustlayer Program-----	\$	29,294.70
Gravel Resurfacing Program-----	\$	85,911.60
Mowing Program-----	\$	4,293.01

WAYLAND TOWNSHIP

Dustlayer Program-----	\$	41,127.28
Mowing Program-----	\$	6,993.60
Project No. 4885 - On 131st Ave, 4th St south to Patterson Road		
Surface with 2 courses of HMA 13A, 28' wide, 3' paved shoulder, 2' gravel shoulder-----	\$	293,982.80

**BRIDGE REPLACEMENT PROGRAM - 2017 PROGRESS REPORT**

Costs for calendar year 2017 are shown for all projects listed below.  
Total project costs through the end of the year are shown in parentheses.

PRIMARY ROAD SYSTEM BRIDGE PROJECTS

Project No. 3911	48th St over south branch of the Black River (SN #195) Construction of prestressed concrete I-beam Bridge and related approach work (Storm damage 2009)-----	\$ 1,424.41
		\$ (850,043.36)
Project No. 3917	10th St over the Gun River, north of 107th Ave (SN #206) Epoxy overlay bridge deck-----	\$ 40,301.27
		\$ (42,790.59)
Project No. 3918	10th St over Consolidated Railroad, north of 126th Ave (SN #210) Epoxy overlay bridge deck-----	\$ 44,838.74
		\$ (51,048.42)
Project No. 3919	On 30th St over the Rabbit River, south of 140th Ave (SN# 200) Bridge removal and replacement with a 100' span concrete I-beam bridge-----	\$ 805,979.12
		\$ (831,315.75)
Project No. 3920	On 109th Ave, west of 48th St (SN# 171) Preventive Maintenance-----	\$ 76,935.34
Project No. 3921	On 109th Ave, east of 68th St (SN# 170) Preventive Maintenance-----	\$ 88,135.14
Project No. 3922	On 46th St, south of 107th Ave (SN# 196) Preventive Maintenance-----	\$ 41,764.66
Project No. 3923	On 56th Street, north of 104th Ave (SN# 193) Preventive Maintenance-----	\$ 17,124.42

LOCAL ROAD SYSTEM BRIDGE PROJECTS

Project No. 5027	On 26th St, north of 142nd Ave (SN #305) Preventive Maintenance-----	\$ 94,870.79
		\$ (97,360.11)
Project No. 5028	On 26th St, north of 138th Ave (SN #304) Preventive Maintenance-----	\$ 82,693.06
		\$ (85,182.38)
Project No. 5029	On 51st St, north of Baseline Rd (SN #269) Replace twin cmp culverts with 50' of 36' x 11' concrete arch -----	\$ 846,696.92
		\$ (869,085.34)
Project No. 5031	On 48th St, south of 109th Ave (SN#225) Preventive Maintenance-----	\$ 76,684.73
Project No. 5032	On 68th St, south of 103rd Ave (SN#219) Preventive Maintenance-----	\$ 111,421.93

**CERTIFIED ROAD MILEAGE & NUMBER OF BRIDGES 2017**  
**(South and West Township Lines are credited to that township)**

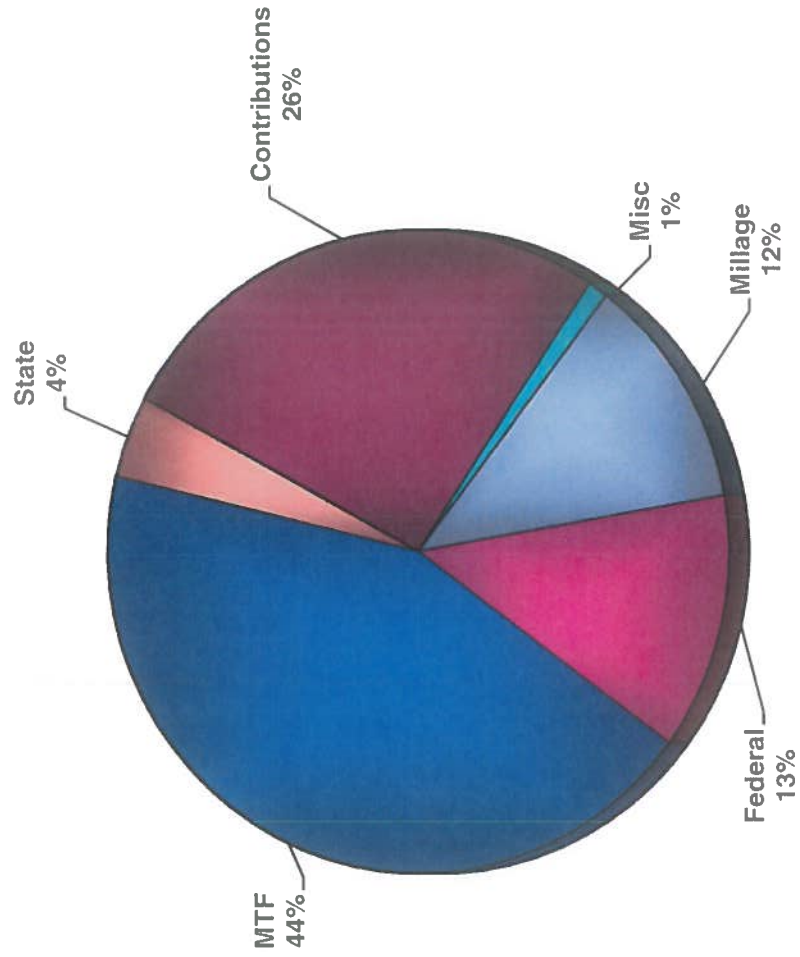
TOWNSHIP	MILES OF PRIMARY ROADS	MILES OF LOCAL ROADS	NUMBER OF PRIMARY BRIDGES (20 foot span or more)	NUMBER OF LOCAL BRIDGES (20 foot span or more)
ALLEGAN	31.47	27.15	None	1 (0)
CASCO	27.09	68.35	3 (1)	13 (4)
CHESHIRE	23.52	58.08	3 (0)	4 (0)
CLYDE	19.61	47.50	2 (0)	2 (0)
DORR	20.98	73.84	1 (0)	10 (4)
FILLMORE	28.93	41.80	4 (1)	5 (1)
GANGES	33.89	38.12	3 (0)	2 (2)
GUN PLAIN	23.38	47.84	3 (0)	5 (0)
HEATH	13.27	51.80	None	None
HOPKINS	21.04	55.50	6 (1)	14 (3)
LAKETOWN	15.71	47.50	None	1 (0)
LEE	23.70	71.60	3 (1)	4 (1)
LEIGHTON	26.25	61.47	1 (0)	3 (0)
MANLIUS	9.33	51.83	1 (0)	1 (0)
MARTIN	19.15	56.63	4 (0)	3 (0)
MONTEREY	18.38	58.19	None	None
OTSEGO	18.79	56.69	3 (0)	4 (0)
OVERISEL	21.57	74.69	3 (1)	12 (3)
SALEM	21.03	61.04	3 (1)	12 (2)
SAUGATUCK	21.12	32.77	1 (0)	None
TROWBRIDGE	17.64	49.72	2 (0)	3 (0)
VALLEY	17.92	49.22	1 (1)	1 (0)
WATSON	14.31	53.86	None	2 (1)
WAYLAND	32.80	42.83	1 (1)	2 (2)
<b>TOTAL</b>	<b>520.88</b>	<b>1278.02</b>	<b>48 (8)</b>	<b>104 (23)</b>

The numbers in parenthesis are the bridges that are structurally deficient or functionally obsolete.

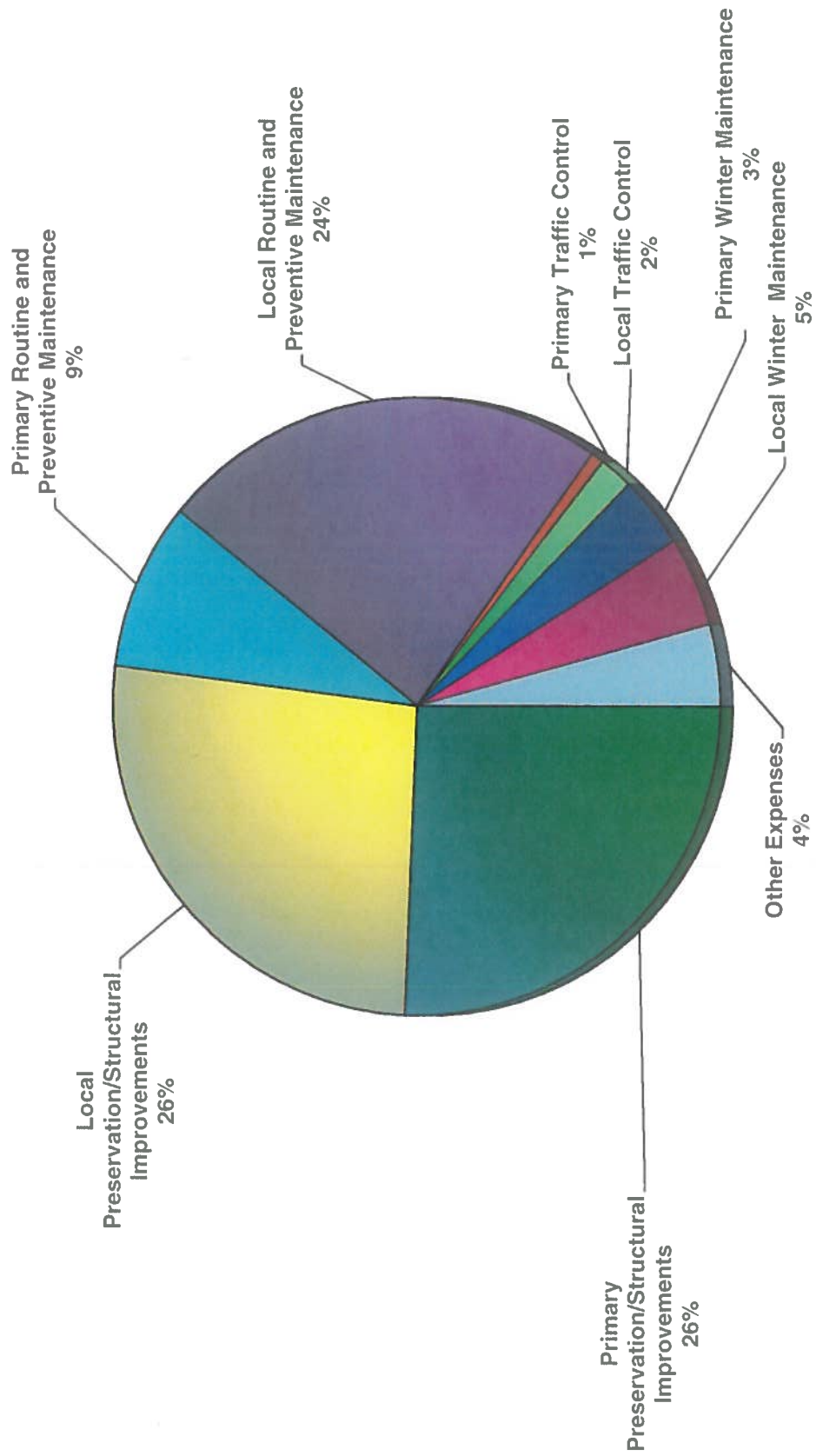
**CERTIFIED URBAN AREA MILEAGE**  
 (These mileages are also included in the total certified road mileages listed above.)

TOWNSHIP	PRIMARY ROADS	LOCAL ROADS
ALLEGAN	9.11	9.40
CASCO	2.12	2.64
FILLMORE	4.15	9.38
GUN PLAIN	5.26	9.23
LAKETOWN	5.45	16.83
OTSEGO	6.04	13.07
OVERISEL	0.00	1.43
TROWBRIDGE	0.25	0.43
<b>TOTAL</b>	<b>32.38</b>	<b>62.41</b>

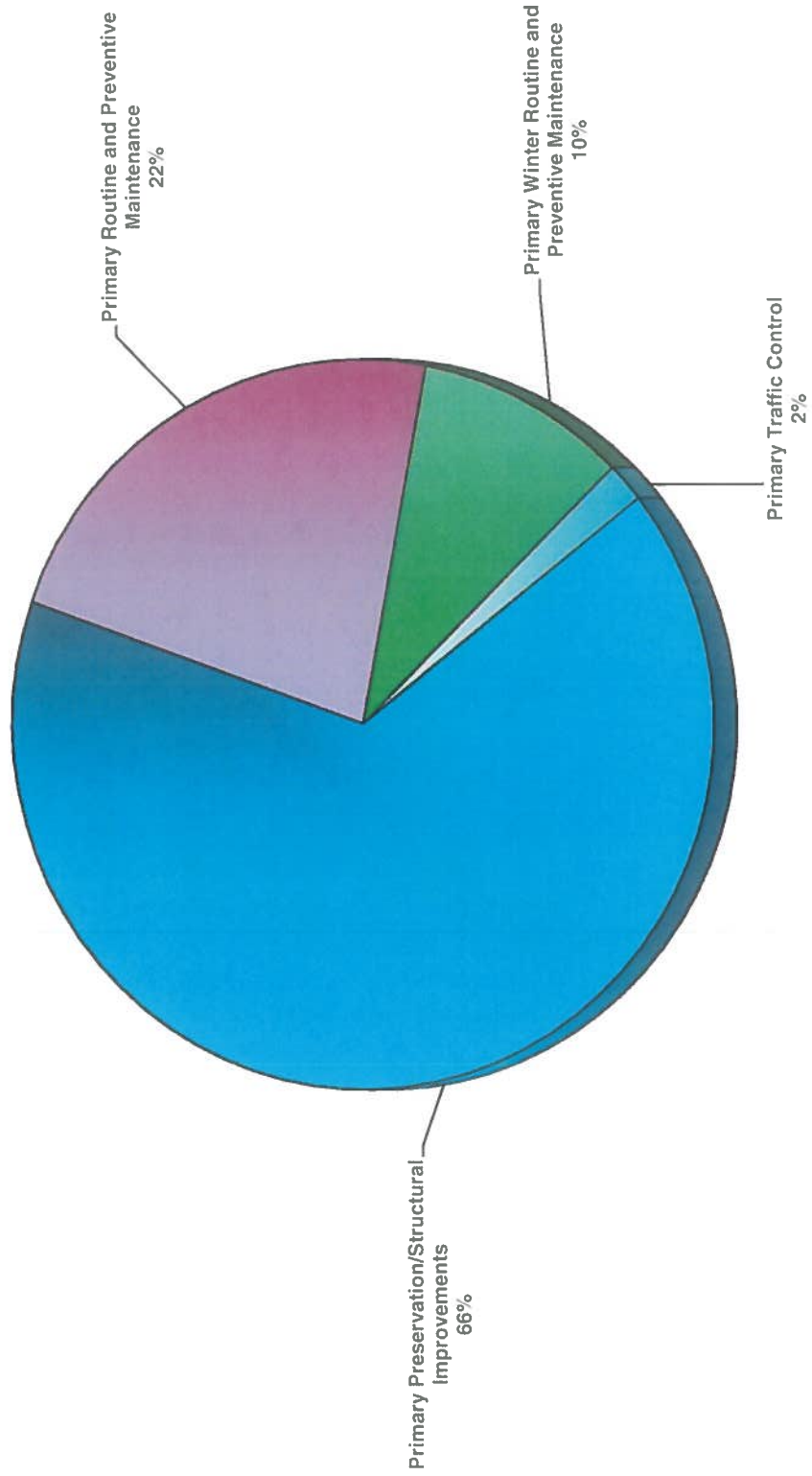
# 2017 Revenues \$28,779,521.94



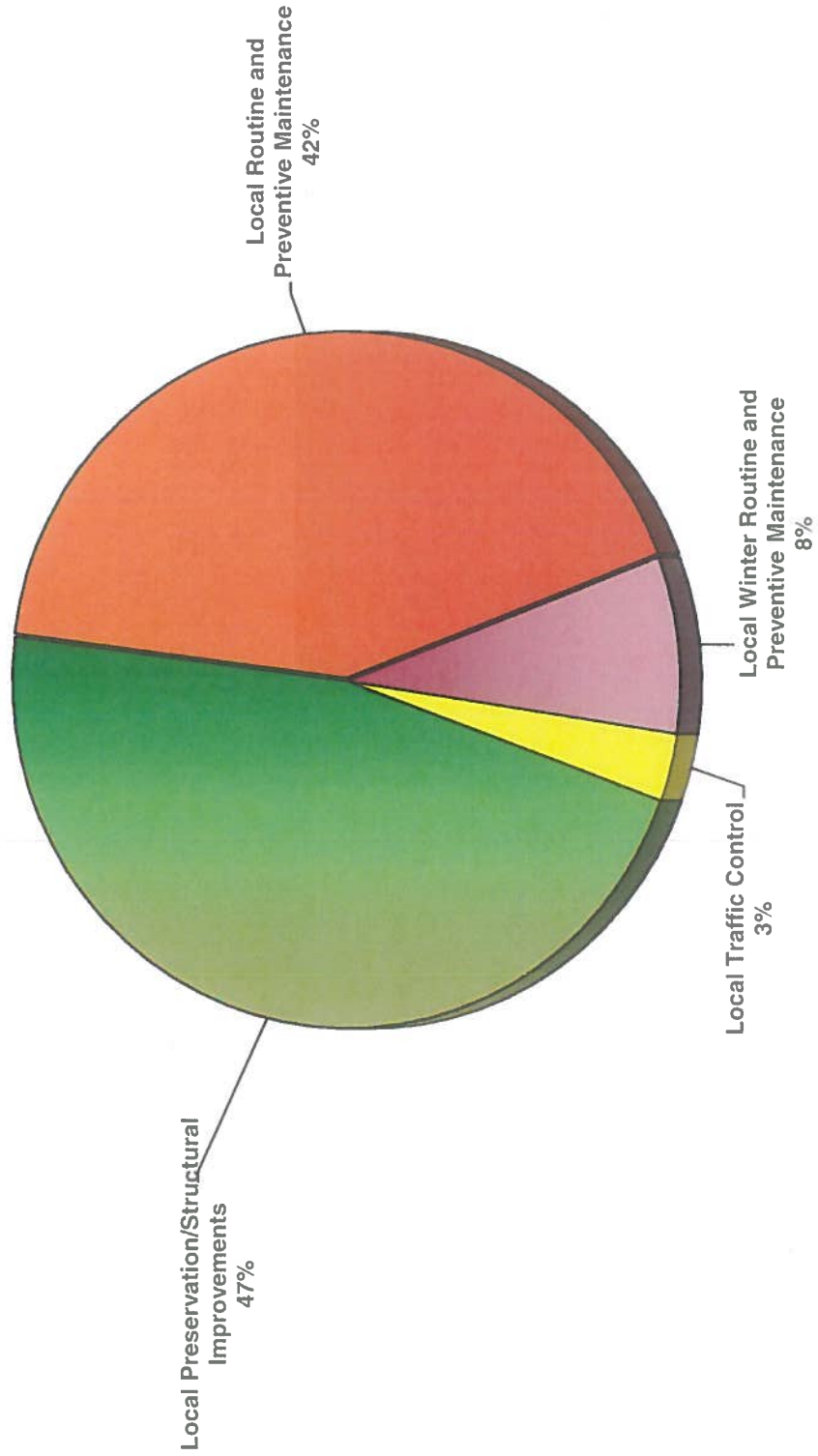
# 2017 Expenses \$26,505,431.44



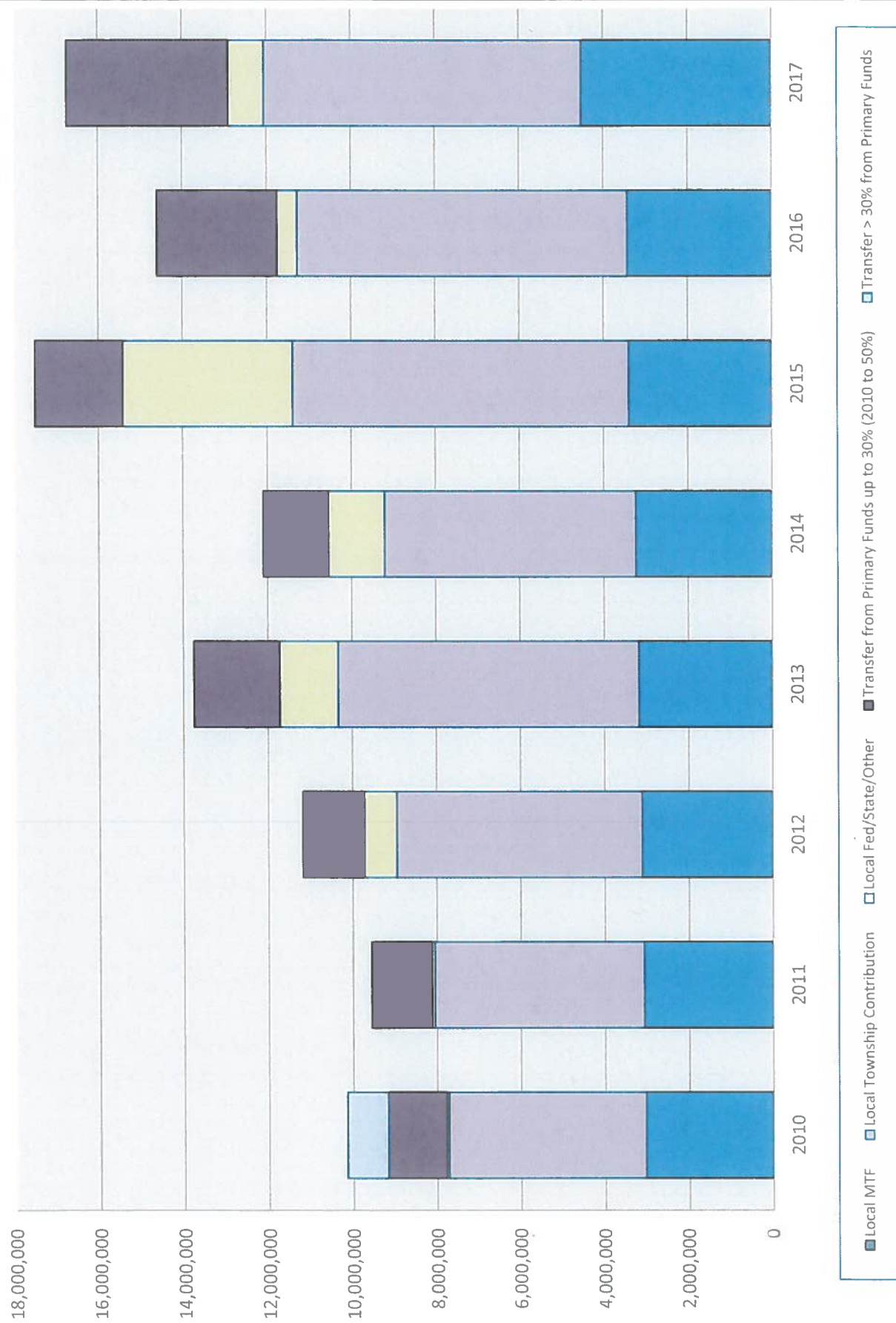
# 2017 Primary Road Expenses \$10,301,844.42



# 2017 Local Road Expenses \$15,068,541.04

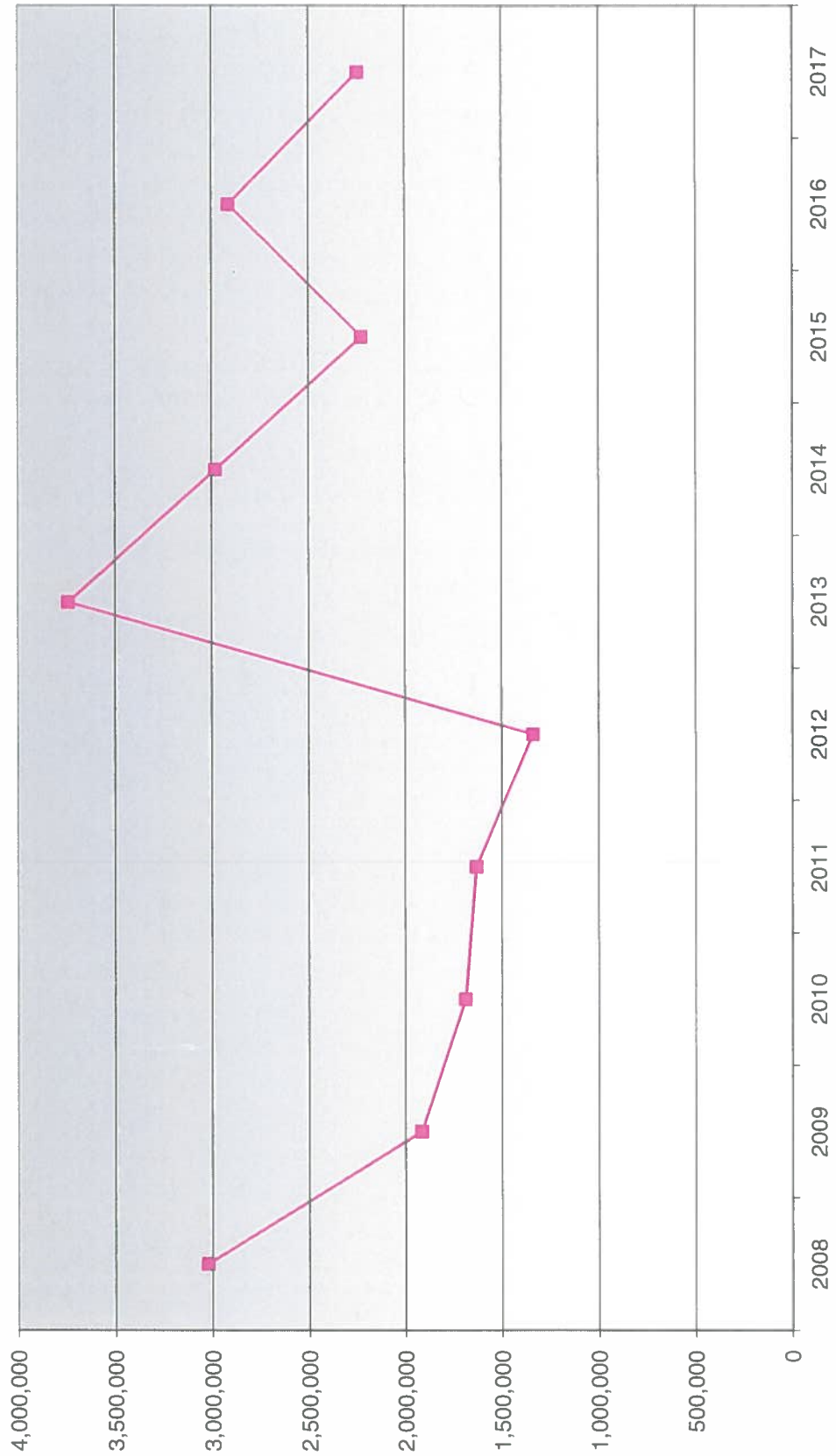


# Funding for Local Roads





# Winter Maintenance



# Michigan Transportation Funds

