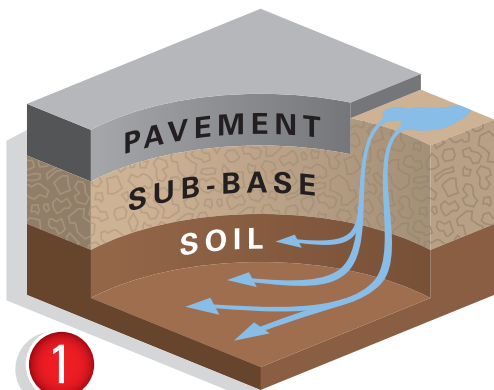
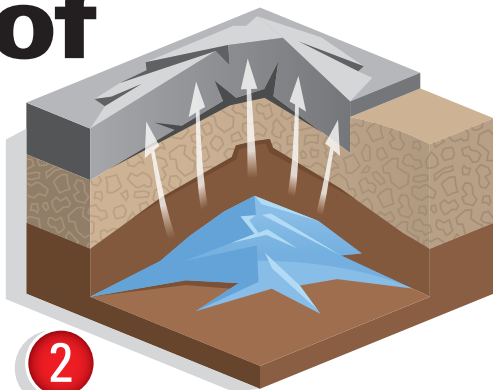


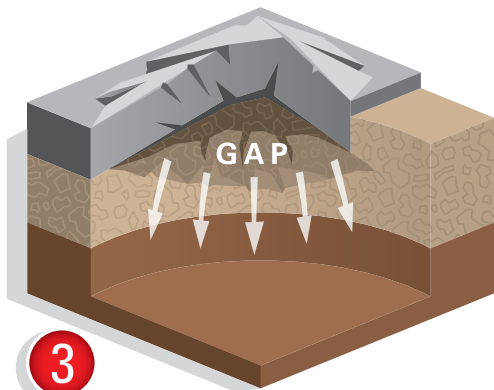
# The Birth of a Pothole



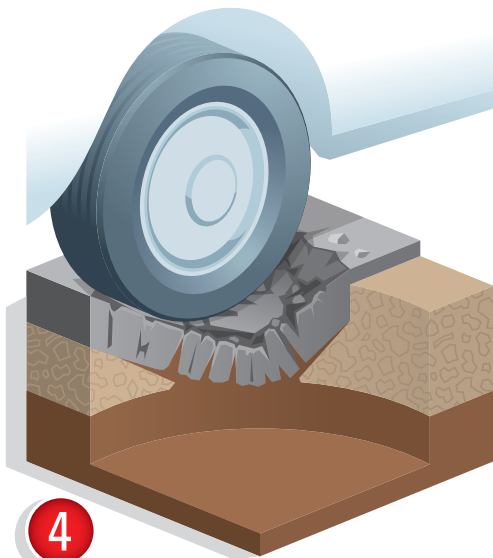
1 Potholes begin after snow or rain seeps into the soil below the road surface.



2 The moisture freezes when temperatures drop, causing the ground to expand and push the pavement up.



3 As temperatures rise, the ground returns to normal level but the pavement often remains raised. This creates a gap between the pavement and the ground below it.



4 When vehicles drive over this cavity, the pavement surface cracks and falls into the hollow space, leading to the birth of another pothole.